



## የአስፕን የወላጅ ፖርታል (Aspen Parent Portal)፤ የሞባይል መጠቀሚያ መመሪያ

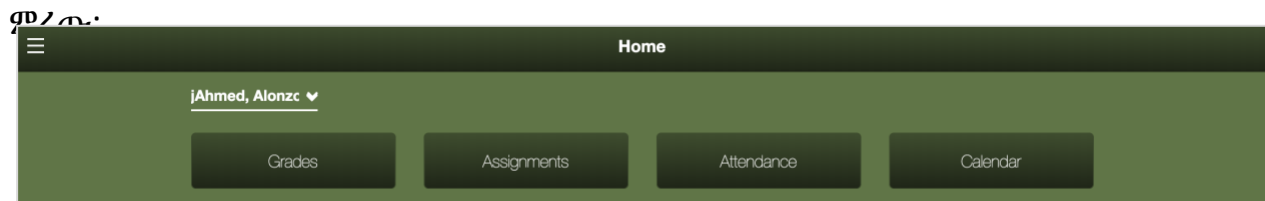
ይህ መመሪያ - የተማሪውን የእድገት ሂደት፤ በክፍል፤ በምድብ፤ በክፍል/ቤት ስራ (assignment)፤ እና በትምህርት ገበታ መገኘት (attendance) አኳያ - ቤተሰቦች እንዲቆጣጠሩ፤ ቀላል መንገድን ይፈጥራል። ወላጆች በተጨማሪም፤ የአስፕን ሞባይል (Aspen Mobile)ን - ለአስተማሪዎች ኢሜል ለማድረግም መጠቀም ይችላሉ።

### የሞባይል ብራውደር (Mobile Browser)ን ለማግኘት:

- የስልካችሁን ብራውደር (browser) ክፍት እና ወደ <https://aspen.dcps.dc.gov/> ሂዱ

**ማስታወሻ:** የአስፕን ሞባይል (Aspen Mobile)፤ በሞባይል-ዲቫይዥስ የስክሪን መጠን - ወይም ደግሞ፤ እንደ ብራውደር መስክቱ (browser window) መሠረት አድርጎ - የሚያስተካክለው ስለሚሆን፤ በዚህ-ምክንያት የምትመለከቱት ነገር፤ በትንሹም-ቢሆን ሊለያይ ይችላል።

ከዋናው-ገጽ (Home page) ላይ፤ የሚከተሉትን ለማግኘት፤ ‘Grades’ የሚለውን ቁልፍ



- ‘Grades’ እና በአሁኑ-ጊዜ ያለውን የ‘classes’ ዝርዝር

class	term avg	more
Algebra II & Trigonometry	84.85 B	▼
Culinary Arts II	87.0	▼
Drawing & Painting II	81.14	▼
English III	82.42 B-	▼
Fitness & Lifetime Sports II	53.38	▼
Physics I		▼
Spanish II	77.07	▼

- ከ ላይ ክፍሉን በማስፋት፤
  - አስተማሪውን ኢሜል (Email) ለማድረግ ዕድል ይሰጣል
  - Gauge achievement

class	term avg	more
Algebra II & Trigonometry	84.85 B	^
	<a href="#">✉ Bundy, Makai</a>	
<a href="#">Grade Details</a> <a href="#">Weights &amp; Averages</a>		

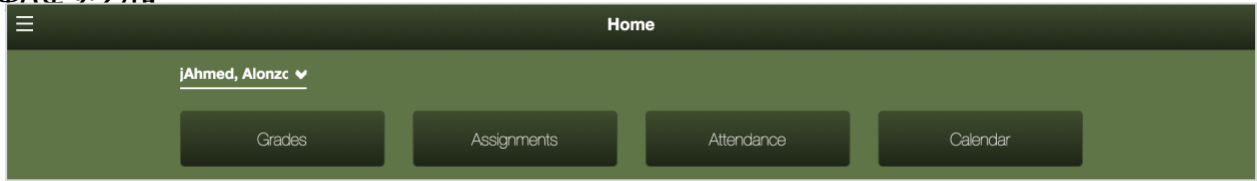
- በ'Grade Details' ላይ ተመልከቱ

Grade Details		
Algebra II & Trigonometry		
Current Term		
Assignment Name	Grade	Date
Assessment9	60	9/22/20
Assessment14	98	9/10/20
Practice/Application20	100	9/2/20
Participation3	90	8/21/20
Participation2	100	8/17/20
Practice/Application18	75	8/17/20

- በ'Weights & Averages' ላይ ተመልከቱ

Weights & Avg.				
Algebra II & Trigonometry				
Assessment	Term 1	Term 2	Term 3	Term 4
<b>Avg.</b>	79.0 C+	84.73 B	68.75 D+	82.5 B
Weight	40.0%	40.0%	40.0%	40.0%
Participation	Term 1	Term 2	Term 3	Term 4
<b>Avg.</b>	95.0 A	80.83 B-	100.0 A	90.0 A-
Weight	10.0%	10.0%	10.0%	10.0%
Practice/Application	Term 1	Term 2	Term 3	Term 4
<b>Avg.</b>	87.5 B+	72.5 C	60.0 F	79.79 B-
Weight	50.0%	50.0%	50.0%	50.0%
Overall	Posted	Posted	Posted	Posted
<b>Posted grade</b>	C	C+	D+	B-
Running Totals				
Avg. Over Time				
<b>Cumulative</b> 77.07 C+				

ከዋናው-ገጽ (Home page) ላይ፣ የሚከተሉትን ለማግኘት፤ ‘Assignments’ የሚለውን ቀለፍ መግቢያ፡



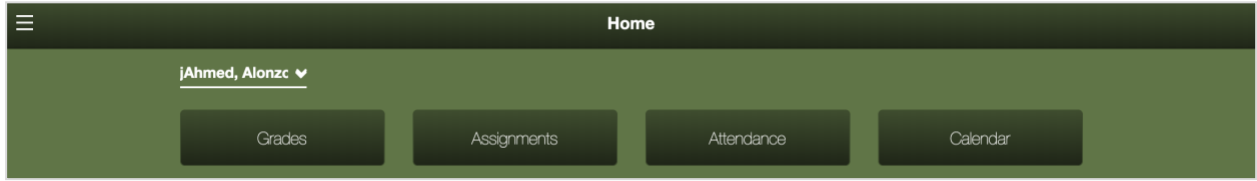
- በአሁኑ-ጊዜ ያለውን እና መጨረሻውን የቤት/የክፍል ሥራዎች (Assignments) ለመመልከት



- በ‘assignment’ ላይ መጫን፣ ተጨማሪ መረጃዎችን ያስገኛል



## ከዋናው ገጽ (Home page) ላይ፣ የሚከተሉትን ለማግኘት፣ ‘Attendance’



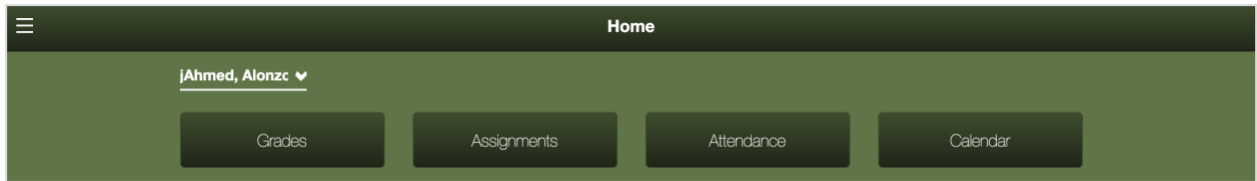
- ለእያንዳንዱ ክፍል ያለው ‘Attendance’ መታየት ይቻላል

A screenshot of the "Attendance" page. At the top, there is a dark green header with a hamburger menu icon on the left, the word "Attendance" in the center, and a "Back" button on the right. Below the header, the user's name "jAhmed, Alonzo" is displayed with a dropdown arrow. The main content is a table with the following structure:

class	absence	tardy	dismiss
<b>Algebra II &amp; Trigonometry</b>	0	0	0
<b>Culinary Arts II</b>	0	0	0
<b>Drawing &amp; Painting II</b>	0	0	0
<b>English III</b>	0	0	0
<b>Fitness &amp; Lifetime Sports II</b>	0	0	0
<b>General Music</b>	0	0	0
<b>Physics I</b>	0	0	0
<b>Spanish II</b>	0	0	0
<b>US History &amp; Geography: Gilded Age to Present</b>	0	0	0

At the bottom of the table, the column headers "absence", "tardy", and "dismiss" are repeated.

ከዋናው-ገጽ (Home page) ላይ፣ የሚከተሉትን ለማግኘት፤ ‘Calendar’



- በአስተማሪዎች የተሰጠውን የቤት/የክፍል ስራ

November 2020						
Sun	Mon	Tue	Wed	Thu	Fri	Sat
1	2 Participation1 Practice & Application38	3 Practice and Application1	4 Practice/Application12	5 Participation2 Practice & Application8 Practice & Application9 +1 more	6 Participation6 Participation8	7
8	9 Participation19	10 Practice & Application18 Practice & Application24	11	12 Assessments7 Assessments6	13 participation8 practice and application7	14
15	16 Participation11 Assessments1 Participation44	17 Assessment2 Participation8	18	19	20	21

(assignment)፣ ተመልክቱ

- በ‘assignment’ ላይ መጫን፣ ተጨማሪ መረጃዎችን ያስገኛል

**Tuesday, November 3**

**Culinary Arts II**

**Practice and Application1**

- አሁንም እንደገና-መጫን

Practice and Application1

**Culinary Arts II**

**Practice and Application1**


**Due**  
Tuesday, November 3, 2020

**Score**  
Ungraded

**Student Submission**  
No Student Submission for this assignment

## የወላጅ ፖርታል (Parent Portal) የሞባይል፣ የመዳሰሻ ጠቃሚ-ነጥቦች (Navigation Tips)

- ከበርካታ ምልክታዎች መካከል ወደፊትና ወደኋላ በማለት

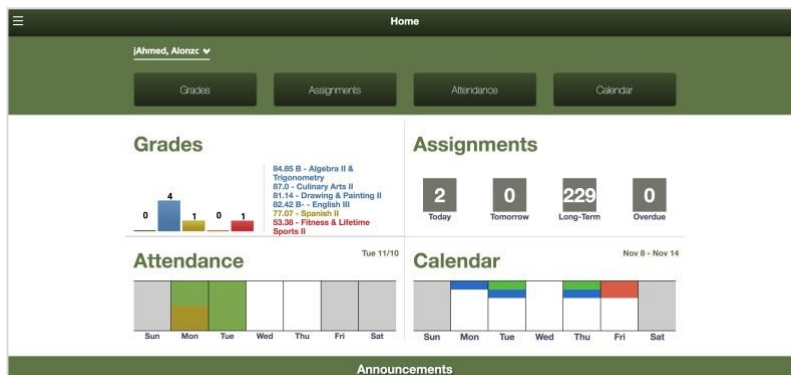


ለመንቀሳቀስ፣ የ'Back' ቁልፍን ተጠቀሙ

- 'toggles'፤ በዓመታት፣ በተርሞች (terms) እና በተማሪዎች መካከል ለመለዋወጥ ያገለግላል



- የ'Home' ገጽ፤ ምን-ሊታይ እንደሚቻል፣ 'snapshot'ን



ይሰጣል

- ተጨማሪ ዳሰሳዊ መሳሪያዎች (navigational tools)ን ለማግኘት ምረጡ

