





















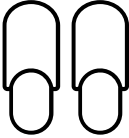



JUNE 2021

Monthly Learning Activities: Chose learning activities to do with your child throughout the month of June. Repeat any that they enjoy or that they need more practice with. Each activity supports an area of development or learning your child will practice and build upon in PK!

<p><u>Read Aloud</u></p> <p>Choose 1 of the pre-recorded read alouds to listen to with your child. Ask them about their favorite part. Encourage them draw and/or write about it.</p> 	<p><u>Numbers</u></p> <p>Write numbers 0-10 on index cards, sticky notes, or small pieces of paper. See how many your child can put in correct order to create a number line. Increase to higher numbers as your child is able.</p> 	<p><u>Sorting</u></p> <p>Sort items around your home by color, size or texture. (laundry, coins, toys, shoes) Which groups have the most? The least? The same? Make more complex groups (example- red with stripes) as your child is able.</p> 	<p><u>Scavenger Hunt</u></p> <p>Find 5 items that are red. Find 4 items that are blue. Find 3 items that are black. Find 2 items that are white. Find 1 item that is yellow.</p> 
<p><u>ABC Song</u></p> <p>Sing the ABC Song while pointing to each letter on an alphabet poster or letter cards. Highlight letters in children's names and/or family members names.</p> 	<p><u>School Time</u></p> <p>Either in person or online, check out your child's school. What does the building look like? Draw a picture of the school or what your child might hope to be in their new classroom.</p> 	<p><u>Label My Home</u></p> <p>Pick a letter sound to focus on and find objects around your home that start with that letter. For example, for the /p/ sound, a pair of pajamas! Encourage your child to write down the objects they found.</p> 	<p><u>Who am I?</u></p> <p>Choose different animals and pretend to move like them. Take turns guessing what animal the other person is mimicking. Try suggesting different categories to make it more challenging, such as animals that jump, fly or run.</p> 
<p><u>Talk About Feelings</u></p> <p>Show your child pictures (on phone, in books/magazines) of different emotions. Ask your child what emotion they see in each picture and how they know it's that emotion. Ask your child about times they might feel those emotions at school or home.</p> 	<p><u>Clap a Friend's Name</u></p> <p>To the tune of "Mary Had a Little Lamb," clap the syllables of each family member's name! Clap a friend's name with me, Name with me, name with me. Clap a friend's name with me. Let's try Mommy.</p>  <p>[Mom-my] (clap-clap)</p>	<p><u>Self Portrait</u></p> <p>Have your child draw a picture of themselves. Encourage them to add more detail to their picture by including all body parts or wearing a favorite outfit. Encourage them to share their picture with a loved one.</p> 	<p><u>Rhyme Time</u></p> <p>Depending on your child's level, practice rhyming by singing a favorite nursery rhyme, having them either give a thumbs up/down to rhyming words or give them a word and have them produce a word that rhymes.</p> 









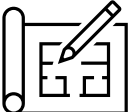


JULY 2021

Monthly Learning Activities: Chose learning activities to do with your child throughout the month of June. Repeat any that they enjoy or that they need more practice with. Each activity supports an area of development or learning your child will practice and build upon in PK!

<p><u>Read Aloud</u></p> <p>Choose 1 of the pre-recorded read alouds to listen to with your child. Ask them about their favorite part. Encourage them draw and/or write about it.</p> 	<p><u>Important People</u></p> <p>Help your child draw a picture of the people they consider family. Encourage them to count how many people there are and write the numeral.</p> 	<p><u>School Time</u></p> <p>Help your child make a list of things they are excited about for the upcoming school year. Make a list of questions they have and anything they'd like to share with their teacher. Share this list with your child's new teacher during your home visit.</p> 	<p><u>Line it Up</u></p> <p>Gather a collection of items from nature (pebbles, leaves, acorns, etc.). Have your child line them up and use their finger to point and count each item (count each item once). Ask: "How many _____ did you count?" "How many items all together?"</p> 
<p><u>ABC Song</u></p> <p>Sing the ABC Song while pointing to each letter on an alphabet poster or letter cards. Highlight letters in your child's name and/or friends and family members names.</p> 	<p><u>Drawing to Music</u></p> <p>Invite your child to draw and listen to music with you. Play the music and as your child draws, encourage them to use the music as their inspiration. Describe your child's actions aloud as they draw. Example: "I see you're drawing fast to match the music."</p> 	<p><u>Rhyme Time</u></p> <p>Depending on your child's level, practice rhyming by singing a favorite nursery rhyme, having them either give a thumbs up/down to rhyming words or give them a word and have them produce a word that rhymes.</p> 	<p><u>Feely Box</u></p> <p>Place items into a bag or box. Invite your child to reach inside and feel the objects. Encourage them to use words to describe what they feel (Ex: cold, smooth). Invite them to guess what the object is and then reveal the object!</p> 
<p><u>Shoe Ordering</u></p> <p>Find various shoes around the house. Which shoe is the shortest? Which is the longest? Line shoes up in order from shortest to longest.</p> 	<p><u>Rainbow Scavenger Hunt</u></p> <p>Go on a walk around your neighborhood. Can you find something of each color of the rainbow?</p> 	<p><u>Patterns</u></p> <p>Invite your child to join you in making patterns using different items around the house. For example, fork, spoon, fork, spoon, fork, spoon, etc. Incorporate more items to create a more complex pattern as your child is able.</p> 	<p><u>Breathing Activity</u></p> <p>Invite your child to close their eyes and visualize themselves smelling a flower. Practice taking big breaths in through the nose and out through the mouth. Share with your child they can use this breathing technique when they feel upset to help calm their body and mind.</p> 

August 2021

Monthly Learning Activities: Chose learning activities to do with your child throughout the month of June. Repeat any that they enjoy or that they need more practice with. Each activity supports an area of development or learning your child will practice and build upon in PK!

<p><u>Discussing Feelings</u></p> <p>With your child, talk identify things you can do when you feel grouchy. Some ideas might be to draw a picture, have some alone time, ask for a stuffed animal, or practice breathing techniques. Talk about how to handle other strong feelings such as scared, sad, and excited.</p> 	<p><u>All About Me</u></p> <p>Help your child make an all about me book or picture for their new teacher. Include some of their favorite things. Encourage your child to draw, write, or use magazine cut outs to share about themselves!</p> 	<p><u>Popcorn</u></p> <p>Recite the following chant and ask your child to “pop” up if they are wearing that color.</p> <p>Popcorn, popcorn in a pot, Cook up nice and hot, hot, hot. Kernels almost ready to pop! If you’re wearing ____ pop, pop, pop!</p> 	<p><u>Action Counting</u></p> <p>Invite your child to choose an action (jumping, clapping, etc.) Using number cards (you can just write numerals on scrap paper) show them the number of times to preform that action and practice counting out loud together.</p> 
<p><u>ABC Song</u></p> <p>Sing the ABC Song while pointing to each letter on an alphabet poster or letter cards. Highlight letters in your child’s name and/or family members names.</p> 	<p><u>Make Letters with Clothes</u></p> <p>Find a variety of clothes around the house (shirts, sweaters, pants, shorts). Use the clothing to make any letter formation. Next, try to make the letters in your first or last name using the clothes. You could also use other household objects.</p> 	<p><u>Naming Animals</u></p> <p>Say a specific animal to your child. Ask your child to give that animal a name using the same first letter and sound.</p> <p>Example: Tony the Tiger</p> 	<p><u>Sorting</u></p> <p>Using a variety of socks, help your child sort socks by color and size.</p> <p>How many pairs of socks are there?</p> 
<p><u>Make a Map</u></p> <p>Using blank paper and something to draw/write with, help your child draw how you get from your home to a place you like to go. Maybe school? Maybe the playground? The grocery store? A friend or family member’s home?</p> 	<p><u>Rhyme Time</u></p> <p>Depending on your child’s level, practice rhyming by singing a favorite nursery rhyme, having them either give a thumbs up/down to rhyming words or give them a word and have them produce a word that rhymes.</p> 	<p><u>Read Aloud</u></p> <p>Read or listen to a story with your child. Ask them what happened in the beginning, middle and end. Children can revisit the illustrations from the book to retell the story.</p> 	<p><u>Counting</u></p> <p>Walk around your home with your child and explore! How many windows are in there where you live? How many doors? Can you describe the shape of your windows and doors where you live?</p> 