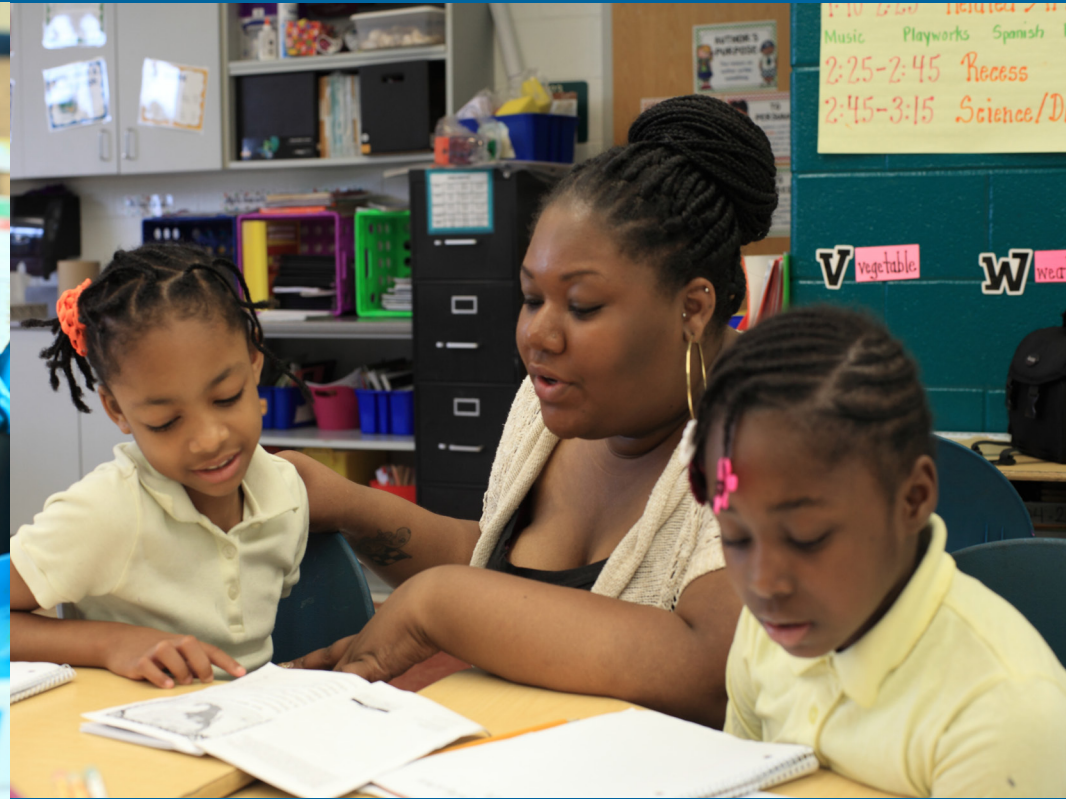


PARENT CURRICULUM GUIDE



www.dcps.dc.gov

Have a question? Feel free to contact us at
(202) 719-6613 or ofpe.info@dc.gov

1200 First Street NE, Washington, DC 20002



/dcpublicschools



@dcpublicschools



@dcpublicschools

GRADE

2



“WE KNOW THAT EVERY SINGLE PARENT CARES DEEPLY ABOUT THEIR CHILD’S ACADEMIC ACHIEVEMENT. THAT’S WHY WE ARE WORKING MORE CLOSELY WITH FAMILIES, BECAUSE WE KNOW THEIR INVOLVEMENT IS CRITICAL TO THE SUCCESS OF OUR CHILDREN, AND OUR SCHOOLS.”
- CHANCELLOR KAYA HENDERSON

How to Use the Parent Curriculum Guide:

This guide gives you the tools you need to support your child at home. In this booklet, you’ll find strategies based on the DCPS curriculum to help your child meet his or her learning goals. You’ll have a better understanding of what your child is learning in school and how you can further learning at home.

In addition, this guide provides specific strategies to implement at home for our Cornerstone assignments. Cornerstone assignments are high-quality, in-depth activities offered across the district that all DC Public Schools students will participate in during each unit of study. We have provided you with four sample Cornerstone assignments that your child may experience along with tips and suggestions on ways to support them at home.

For more information on Cornerstones visit bit.ly/DCPSCornerstonesVid.

What You Can Do:

You play a very important role in your child’s academic performance. Here are some things you can do to support learning at home:

- ▶ Let your child know that education is the foundation for success.
- ▶ Know what your child is expected to learn in the 2nd grade.
- ▶ Help your child set high short-term and long-term academic goals.
- ▶ Provide a designated time and location to complete homework.
- ▶ Talk to your child about what is happening in school and constantly monitor progress.
- ▶ Advocate for your child.
- ▶ Share your child’s strengths with your child’s teacher.

Questions to Ask Your Child’s Teacher:

When speaking with your child’s teacher about academic progress, here are a few questions you may want to consider asking:

- ▶ What are the learning goals? Can you show me examples of student work that meets the learning goals?
- ▶ May I see an example of my child’s work? How does it or doesn’t it meet these learning goals?
- ▶ Is my child at or above grade level, what extra support is available? What can I do at home?
- ▶ What classroom routines do you have that should also be used at home?
- ▶ What kinds of questions could I ask my child on a daily basis about your class?

Talking to Your Child:

Good conversations help our children see that we are interested in their lives. Here are a few conversation starters you may want to consider asking:

- ▶ Tell me about the best part of your day.
- ▶ What was the hardest thing you had to do today?
- ▶ Can you show me something you learned today?
- ▶ What’s the biggest difference between this year and last year?
- ▶ What rules are different at school than our rules at home? Do you think they’re fair?

WHAT MY SECOND GRADER IS LEARNING



ENGLISH LANGUAGE ARTS
























MATH



SCIENCE & SOCIAL STUDIES



<p>AUGUST– OCTOBER</p> 	<p>Students will learn how text features, such as the table of contents, pictures, and graphs can be used to deepen understanding of a topic and practice comprehension strategies while studying plant life cycles.</p> 	<p>Students will expand their knowledge of place value to three-digits, and be able to read, write, add and subtract numbers up to 1000.</p> 	<p>Students will learn why plants need animals to survive and will be able to explain how Earth's systems (biosphere, lithosphere, atmosphere) shape the surface of the planet using clay models.</p> 	
<p>OCTOBER– DECEMBER</p> 	<p>Students will learn how to summarize, identify key details, and build strategies for determining the definition of unknown words while reading about advances in technology.</p> 	<p>Students will use models, drawings, and other strategies to add and subtract within 1000.</p> 	<p>Students will learn what it means to be a citizen of their school and community and discuss laws, rules and consequences, both in their classroom and in the U.S.</p> 	
<p>DECEMBER– FEBRUARY</p> 	<p>Students will learn to write opinion pieces, infer and draw connections, make connections between different texts and analyze a character's point of view while comparing and contrasting fables, folktales and fairytales from around the world.</p> 	<p>Students will learn to select appropriate tools to measure length, determine the difference of two lengths, and solve measurement word problems.</p> 	<p>Students will learn to create maps depicting different landforms on Earth, paying close attention to classifying different types of water bodies.</p> 	
<p>FEBRUARY– APRIL</p> 	<p>Students will learn to compare and contrast, summarize multi-paragraph texts, and write an informational piece with peer-editing and peer-revising. Students will study different continents, regions, countries, and cultures with a specific emphasis on Mexico and Canada.</p> 	<p>Students will learn to tell time to the five minute mark, count money, and create different types of data charts.</p> 	<p>Students will learn to make connections between the properties of objects around them and what the object is used for.</p> 	<p>Students will learn how communities are unified and share principles, goals, and traditions despite the various backgrounds and cultures of community members.</p> 
<p>APRIL– JUNE</p> 	<p>Students will learn how to visualize key details, analyze text structure, and discuss characters' responses to events and challenges while reading about extreme weather.</p> 	<p>Students will learn how to divide a variety of shapes such as triangles, quadrilaterals, pentagons, hexagons, and cubes into equal parts. Students will also learn about area and multiplication.</p> 	<p>Students will learn how to locate and recognize the regions and nations where their families lived before coming to Washington, D.C.</p> 	

ENGLISH LANGUAGE ARTS CORNERSTONE

In this Cornerstone, students learn about technology. Students focus their reading on identifying main ideas and key details of text. The Cornerstone provides an opportunity for students to use the information from a variety of readings, research a mode of technology, and create a timeline describing the changes of the technology they chose. Using their timeline, classrooms create a Now and Then museum. Students act as tour guides to inform their peers about the progression of technology and how it has made their lives easier.

How You Can Help Your Child:

- ▶ Spend time with your child online. Navigate websites, perform searches, and bookmark web pages. If your child is good at using the Internet, let your child do the navigating.
- ▶ Encourage your child to be an expert by talking to relatives and neighbors about their chosen technology.



SCIENCE CORNERSTONE

In this Cornerstone, students read *Mariana Becomes a Butterfly*, as they learn about insects and pollination. The Cornerstone provides an opportunity for students to become agricultural engineers as they apply their knowledge of insects, insect life cycles, pollination, and natural systems. Students test a variety of materials and engineer their own technologies for pollinating plants by hands.

How You Can Help Your Child:

- ▶ Take your child to the U.S. Botanical Gardens and visit the National Garden, which features Mid-Atlantic native plants. Explore the Butterfly Garden and learn more about why we can't live without pollinators like bees and butterflies. You can also visit the active beehive at the Rock Creek Park Nature Center to learn more about the important role of pollinators in our ecosystem.

Year Long Learning Tips:

- ▶ When your child asks for help, provide guidance, not answers. Too much help teaches your child that someone will do the work for him or her. When helping your child, ask guiding questions, such as "Where do you begin?", "What do you need to find out?", or "Can you show me in a drawing how you got the answer?"
- ▶ Ask questions that can't be answered with a simple "yes," "no" or "OK." Say, "Tell me more about..." or "What do you think about...?"
- ▶ Play Vocabulary games. Make a game out of broadening your child's vocabulary. Choose five new words for your child to learn each week and see how often everyone in the family can use those words in everyday conversation. This will help improve your 2nd grader's vocabulary, reading comprehension, and speaking skills.

PE AND HEALTH CORNERSTONE

In this Cornerstone, students learn how to ride a bike or refine their bike riding skills. The Cornerstone provides an opportunity for students to learn hand signals, road safety rules and celebrate their learning by riding bicycles to a park for half a day.

How You Can Help Your Child:

- ▶ Take your child outside to practice riding a bicycle or go on a bicycle ride with the family. Help all riders be safe and responsible by wearing a fitted helmet, checking their bicycle to make sure the tires are inflated and that the brakes work.
- ▶ Review hand signals and road safety rules with your child.
- ▶ Remind your child to always wear a helmet when riding a bicycle.

Year Long Learning Tips:

- ▶ Encourage your child to ask for help when your child doesn't understand a word and help him or her to try to figure out the meaning of unfamiliar words. If a character in a story is described with words that your child does not recognize, work with your child to figure out their meaning from other clues in the text, rather than simply providing him with a definition. Children are praised and rewarded so much for showing off what they know, so be sure to praise your child for asking about things he or she doesn't know. You would be surprised how much an "I'm glad you asked that question.." could do for your child's confidence.
- ▶ Play "Another Way to Say..." The goal is to find words that have a similar meaning to the selected word. So if you choose the word "big," your child can take turns with her siblings or friends finding similar words, such as "huge," or "large." Give each child 15 seconds to come up with a suggestion. This helps build vocabulary and memory skills, and discussing how exactly the chosen words differ from each other adds another dimension to the game.

WORLD LANGUAGES CORNERSTONE

In this Cornerstone, students examine the important role that relationships with others play in their lives through an exploration of celebrations and activities with family and friends. Students create a memory book with drawings, pictures, clippings and mementos, each labeled with words in the target language (including French, Latin, Mandarin Chinese or Spanish) that reflect activities and celebrations

How You Can Help Your Child:

- ▶ Help your child identify which celebrations or activities are important to your family, and share mementos that can be used as a part of your child's memory book.



ACTIVITIES TO PRACTICE WITH MY SECOND GRADER



Read together everyday for 20 minutes.

**AUGUST-
OCTOBER**



Take a nature walk and take pictures of three different plants. Use the internet to try to find the names of plants observed.



Label 3 paper plates either "hundreds," "tens" or "ones," then line the plates in order and place one dice on each. Roll the dice on each plate to create a three-digit number.



Visit the U.S. Botanical Gardens children's area to explore how plants depend on animals to survive. Visit [bit.ly/ USBotanicalGardens](http://bit.ly/USBotanicalGardens) for more information.



Keep a reading journal to record how much time you spend reading each day! List titles and your favorite characters from each story. Include character traits that you admire.



Visit the National Zoo! Record observations (like color, shape, and size) for three of your favorite animals. Keep your observations objective. For example, "the lion is furry."



**OCTOBER -
DECEMBER**



Roll a pair of dice, add the numbers, and then practice adding an additional 10 or 100.



Plan a trip to the National Mall! Explore the history of one of the monuments or memorials. Discuss what the monument means to you.



Students will learn what it means to be a citizen of their school and community and discuss laws, rules and consequences, both in their classroom and in the U.S.



Use the internet to compare and contrast images of different types of cell phones, computers, TVs and game consoles that have been part of your lives. How have things changed?



Visit your local library to check-out three new books! Visit bit.ly/FindMyLibrary to find your local library branch. Make sure to add the new books you read to your reading journal!



**DECEMBER -
FEBRUARY**



Practice jumping rope in February, Heart Health Month! Track your pulse before and after to see how hard your heart is working. Visit [bit.ly/ DCPSPulse](http://bit.ly/DCPSPulse) to learn more.



Using simple household items like cotton, pasta and/or clay, create a model of the ocean floor. Discuss deep sea features and animal life.



Recreate a fable such as "The Lion and the Mouse" or "Cinderella" by using family members as characters and changing the setting or ending. Write and



Visit the Smithsonian Museum of Natural History's Butterfly Pavilion, free of charge on Tuesdays. Visit www.mnh.si.edu for more information.



While folding clothes, use a ruler or tape measure to determine the difference between similar articles of clothing. Use subtraction to find the difference between the two.



**FEBRUARY -
APRIL**



Interview someone from a different culture. Then discuss what about his/her culture is different from yours? What is similar?



Discuss how traveling to Mexico or Canada is different at different times of year. Identify activities that could be done in both regions as well as activities that could only be done in one or the other.



Visit the National Cherry Blossom Festival bit.ly/DCPSCCherry.



When shopping, determine how much money to give the cashier. Count the exact amount of money to give the cashier.



Students will learn to make connections between the properties of objects around them and what the object is used for.



**APRIL -
JUNE**



Draw an outline of the United States and illustrate where certain extreme weather patterns are most experienced, e.g. hurricanes in Florida.



Visit the Kenilworth Park and Aquatic Gardens. Look for frogs on a pond tour, offered every weekend at 10 a.m. Visit nps.gov/keaq for more information.



Draw and cut out pairs of triangles, quadrilaterals, pentagons, hexagons, and cubes. Play Memory: flip over and try to match the pairs.



What are your summer plans? Brainstorm five activities you can do together to keep learning over the summer.



Students will learn how to locate and recognize the nations and regions where their families lived before coming to Washington, D.C.

