




April Breakfast Menu

K-12 BREAKFAST




What do the colors on the menu mean?

GREEN = locally-sourced
 = vegetarian entree

All grains served are whole grain rich
Student's choice of skim or 1% milk provided at every meal.

Menu subject to change based on availability

This institution is an equal opportunity provider

MONDAY	TUESDAY	WEDNESDAY	THURSDAY	FRIDAY
1 <ul style="list-style-type: none"> • nonfat yogurt • whole grain granola • fresh apple slices 	2 <ul style="list-style-type: none"> • blueberry chex • graham crackers • fresh pear 	3 <ul style="list-style-type: none"> • pineapple carrot bread • fresh orange 	4 <ul style="list-style-type: none"> • whole grain biscuit • turkey sausage patty • veggie breakfast sausage patty  • honey • fresh banana • 100% orange juice 	5 no school
8 <ul style="list-style-type: none"> • whole grain bagel • cream cheese • jelly • fresh apple slices 	9 <ul style="list-style-type: none"> • brown sugar oatmeal • honey • fresh pear 	10 <ul style="list-style-type: none"> • honey cheerios • graham crackers • fresh orange 	11 <ul style="list-style-type: none"> • strawberry parfait • whole grain granola • fresh banana 	12 <ul style="list-style-type: none"> • french toast sticks • turkey sausage links • veggie breakfast sausage patty  • all-natural syrup • fresh cantaloupe
15 no school 	16 no school 	17 	18 no school 	19 no school 
22 <ul style="list-style-type: none"> • cinnamon rice chex cereal • graham crackers • fresh apple slices 	23 <ul style="list-style-type: none"> • strawberry oatmeal • graham crackers • fresh pear 	24 <ul style="list-style-type: none"> • whole grain bagel • cream cheese • jelly • fresh orange 	25 <ul style="list-style-type: none"> • egg & cheese breakfast burrito • hot sauce • fresh banana • 100% orange juice 	26 <ul style="list-style-type: none"> • emoji waffles • turkey bacon • veggie breakfast sausage patty  • scrambled eggs • butter • all-natural syrup • fresh cantaloupe
29 <ul style="list-style-type: none"> • nonfat yogurt • whole grain granola • fresh apple slices 	30 <ul style="list-style-type: none"> • blueberry chex • graham crackers • fresh pear 	1 <ul style="list-style-type: none"> • pineapple carrot bread • fresh orange 	2 <ul style="list-style-type: none"> • whole grain biscuit • turkey sausage patty • veggie breakfast sausage patty  • honey • fresh banana • 100% orange juice 	3 <ul style="list-style-type: none"> • buttermilk pancakes • scrambled eggs • turkey sausage patty • veggie sausage patty  • butter • all-natural syrup • fresh cantaloupe



SPRINGTIME STRAWBERRIES

Enjoy our strawberry oatmeal and strawberry parfait while celebrating springtime strawberries! These small fruits are packed with Vitamin C, which helps your immune system.

Base Menu Spreadsheet

Portion Values

Apr 1, 2024 thru May 3, 2024

Menu Name:	DCPS Breakfast K-12	Include Cost:	No
Site:		Report Style:	Detailed
Use Alternate Menu Name:	No		

Monday - 04/01/2024 Reimbursable Meal Total 100

	Portion Size	Reimb Qty	Cals ¹ (kcal)	S-Fat ¹ (g)	Sodm ¹ (mg)	Total Sugars (g)	Added Sugars (g)	T-Fat (g)	Tr-Fat ² (g)	Cholst (mg)	Carb (g)	Fiber (g)	Protn (g)	Vit-A (IU)	Calc ^m (mg)	Vit-C (mg)	Iron (mg)
990880 DOL granola	3 oz scoop	95	152	0.00	15	11	11	5.32	0.00	0	25.82	1.52	3.04	0	15.2	0.00	1.06
990703 Nonfat Yogurt	4 oz/1 each	95	90	0.00	53	14	*N/A*	0.00	0.00	0	19.00	0.00	3.00	0	290.0	0.41	0.00
001200 Fresh Apple Slices	6 each	100	116	0.06	2	23	*N/A*	0.38	0.00	0	30.80	5.35	0.58	120	13.4	10.26	0.27
000231 Skim Milk	8 oz	30	86	0.29	128	12	*N/A*	0.44	*N/A*	5	11.98	0.00	8.40	1131	503.9	2.47	0.10
000230 1% Lowfat Milk	8 oz	69	102	1.54	107	13	*N/A*	2.37	*N/A*	12	12.18	0.00	8.22	115	305.0	0.00	0.07
001160 Fat Free Lactose-Free Milk	8 oz	1	90	0.00	130	12	*N/A*	0.00	0.00	5	13.00	0.00	8.00	500	300.0	0.00	0.00
990383 Vanilla Soy milk	8 oz	0	140	0.50	110	15	*N/A*	4.50	0.00	0	17.00	2.00	8.00	500	300.0	0.00	1.08
990412 Multi-Grain Frosted Flakes Cereal	1 each	5	100	0.00	170	7	*N/A*	0.00	0.00	0	24.00	2.00	2.00	*N/A*	0.0	*N/A*	1.80
000233 Graham Crackers	1 each	5	90	0.00	95	5	*N/A*	2.50	0.00	0	17.00	1.00	2.00	500	100.0	0.00	0.72
Weighted Daily Average			453	1.21	194	60	10	7.32	*0.00	10	87.55	6.95	14.79	*569	672.9	*11.39	1.48
% of Calories					2.40%		53.0%	8.8%	14.5%	*0.0%		77.3%		13.1%			
Weekly Nutrient Guideline			450 - 500	<10	540			<=0									

Tuesday - 04/02/2024 Reimbursable Meal Total 100

Base Menu Spreadsheet

Portion Values

Apr 1, 2024 thru May 3, 2024

	Portion Size	Reimb Qty	Cals ¹ (kcal)	S-Fat ¹ (g)	Sodm ¹ (mg)	Total Sugars (g)	Added Sugars (g)	T-Fat (g)	Tr-Fat ² (g)	Cholst (mg)	Carb (g)	Fiber (g)	Protn (g)	VIt-A (IU)	Calc ^m (mg)	Vit-C (mg)	Iron (mg)
990712 Blueberry Chex Cereal	1 cup / 1 each	95	120	0.00	180	6	*N/A*	2.50	0.00	0	23.00	1.00	1.00	300	60.0	3.60	8.10
000233 Graham Crackers	1 each	95	90	0.00	95	5	*N/A*	2.50	0.00	0	17.00	1.00	2.00	500	100.0	0.00	0.72
000884 Fresh Pear	1 each	100	131	0.05	2	22	*N/A*	0.32	0.00	0	35.03	7.13	0.83	58	20.7	9.89	0.41
000231 Skim Milk	8 oz	30	86	0.29	128	12	*N/A*	0.44	*N/A*	5	11.98	0.00	8.40	1131	503.9	2.47	0.10
000230 1% Lowfat Milk	8 oz	69	102	1.54	107	13	*N/A*	2.37	*N/A*	12	12.18	0.00	8.22	115	305.0	0.00	0.07
001160 Fat Free Lactose-Free Milk	8 oz	1	90	0.00	130	12	*N/A*	0.00	0.00	5	13.00	0.00	8.00	500	300.0	0.00	0.00
990383 Vanilla Soy milk	8 oz	0	140	0.50	110	15	*N/A*	4.50	0.00	0	17.00	2.00	8.00	500	300.0	0.00	1.08
990412 Multi-Grain Frosted Flakes Cereal	1 each	5	100	0.00	170	7	*N/A*	0.00	0.00	0	24.00	2.00	2.00	*N/A*	0.0	*N/A*	1.80
000233 Graham Crackers	1 each	5	90	0.00	95	5	*N/A*	2.50	0.00	0	17.00	1.00	2.00	500	100.0	0.00	0.72
Weighted Daily Average			438	1.20	391	46	0	6.96	*0.00	10	87.20	9.18	12.15	*1266	542.3	*14.05	9.00
% of Calories				2.47%		42.0%	0%	14.3%	*0.0%		79.6%		11.1%				
Weekly Nutrient Guideline			450 - 500	<10	540			<=0									

Wednesday - 04/03/2024

Reimbursable Meal Total 100

	Portion Size	Reimb Qty	Cals ¹ (kcal)	S-Fat ¹ (g)	Sodm ¹ (mg)	Total Sugars (g)	Added Sugars (g)	T-Fat (g)	Tr-Fat ² (g)	Cholst (mg)	Carb (g)	Fiber (g)	Protn (g)	VIt-A (IU)	Calc ^m (mg)	Vit-C (mg)	Iron (mg)
000671 Pineapple Carrot Bread	4 oz	95	328	1.37	222	34	*N/A*	8.53	*0.00	27	59.13	3.38	5.24	*958	*66.5	*3.99	*1.93
000812 Orange Wedges	1 C/6 wedges	99	86	0.03	0	17	*N/A*	0.22	0.00	0	21.62	4.42	1.73	414	73.6	97.89	0.18
001064 Mandarin Oranges**	1 C	1	72	0.01	9	16	*N/A*	0.08	0.00	0	17.78	2.30	1.42	2480	23.0	64.10	0.51

Base Menu Spreadsheet

Portion Values

Apr 1, 2024 thru May 3, 2024

	Portion Size	Reimb Qty	Cals ¹ (kcal)	S-Fat ¹ (g)	Sodm ¹ (mg)	Total Sugars (g)	Added Sugars (g)	T-Fat (g)	Tr-Fat ² (g)	Cholst (mg)	Carb (g)	Fiber (g)	Protn (g)	VIt-A (IU)	Calc ^m (mg)	Vit-C (mg)	Iron (mg)	
000231	Skim Milk	8 oz	30	86	0.29	128	12	*N/A*	0.44	*N/A*	5	11.98	0.00	8.40	1131	503.9	2.47	0.10
000230	1% Lowfat Milk	8 oz	69	102	1.54	107	13	*N/A*	2.37	*N/A*	12	12.18	0.00	8.22	115	305.0	0.00	0.07
001160	Fat Free Lactose-Free Milk	8 oz	1	90	0.00	130	12	*N/A*	0.00	0.00	5	13.00	0.00	8.00	500	300.0	0.00	0.00
990383	Vanilla Soy milk	8 oz	0	140	0.50	110	15	*N/A*	4.50	0.00	0	17.00	2.00	8.00	500	300.0	0.00	1.08
990412	Multi-Grain Frosted Flakes Cereal	1 each	5	100	0.00	170	7	*N/A*	0.00	0.00	0	24.00	2.00	2.00	*N/A*	0.0	*N/A*	1.80
000233	Graham Crackers	1 each	5	90	0.00	95	5	*N/A*	2.50	0.00	0	17.00	1.00	2.00	500	100.0	0.00	0.72
Weighted Daily Average				505	2.48	339	62	0	10.21	*0.00	36	91.93	7.75	15.17	*1794	*505.9	*102.08	*2.23
% of Calories					4.42%		49.1%	0%	18.2%	*0.0%		72.8%		12.0%				
Weekly Nutrient Guideline				450 - 500	<10	540			<=0									

Thursday - 04/04/2024

Reimbursable Meal Total 100

	Portion Size	Reimb Qty	Cals ¹ (kcal)	S-Fat ¹ (g)	Sodm ¹ (mg)	Total Sugars (g)	Added Sugars (g)	T-Fat (g)	Tr-Fat ² (g)	Cholst (mg)	Carb (g)	Fiber (g)	Protn (g)	VIt-A (IU)	Calc ^m (mg)	Vit-C (mg)	Iron (mg)	
000455	Whole Grain Biscuit	1 each	95	170	5.00	330	2	*N/A*	8.00	0.00	0	22.00	2.00	4.00	0	140.0	0.00	1.20
001128	Turkey Sausage Patty	1 each	93	60	1.00	90	0	*N/A*	4.00	0.00	30	0.00	0.00	6.00	0	20.0	0.00	0.72
000801	Veggie Breakfast Sausage Patty	1 each	2	70	0.00	250	1	*N/A*	2.50	0.00	0	4.00	1.00	9.00	0	0.0	0.00	1.80
000927	Honey PC	1 each	95	43	0.00	1	11	*N/A*	0.00	*N/A*	0	11.54	0.03	0.04	0	0.8	0.07	0.06
000175	Fresh Banana	1 each	100	105	0.13	1	14	*N/A*	0.39	0.00	0	26.95	3.07	1.29	76	5.9	10.27	0.31
000171	100% Orange Juice	4 oz	100	60	0.00	0	*N/A*	*N/A*	0.00	0.00	0	14.00	0.00	1.00	0	10.0	42.00	0.00

Base Menu Spreadsheet

Portion Values

Apr 1, 2024 thru May 3, 2024

	Portion Size	Reimb Qty	Cals ¹ (kcal)	S-Fat ¹ (g)	Sodm ¹ (mg)	Total Sugars (g)	Added Sugars (g)	T-Fat (g)	Tr-Fat ² (g)	Cholst (mg)	Carb (g)	Fiber (g)	Protn (g)	VIt-A (IU)	Calcm (mg)	Vit-C (mg)	Iron (mg)
000231 Skim Milk	8 oz	30	86	0.29	128	12	*N/A*	0.44	*N/A*	5	11.98	0.00	8.40	1131	503.9	2.47	0.10
000230 1% Lowfat Milk	8 oz	69	102	1.54	107	13	*N/A*	2.37	*N/A*	12	12.18	0.00	8.22	115	305.0	0.00	0.07
001160 Fat Free Lactose-Free Milk	8 oz	1	90	0.00	130	12	*N/A*	0.00	0.00	5	13.00	0.00	8.00	500	300.0	0.00	0.00
990383 Vanilla Soy milk	8 oz	0	140	0.50	110	15	*N/A*	4.50	0.00	0	17.00	2.00	8.00	500	300.0	0.00	1.08
990412 Multi-Grain Frosted Flakes Cereal	1 each	5	100	0.00	170	7	*N/A*	0.00	0.00	0	24.00	2.00	2.00	*N/A*	0.0	*N/A*	1.80
000233 Graham Crackers	1 each	5	90	0.00	95	5	*N/A*	2.50	0.00	0	17.00	1.00	2.00	500	100.0	0.00	0.72
Weighted Daily Average			531	6.96	531	*40	*0	13.65	*0.00	38	87.07	5.16	20.36	*524	537.9	*53.07	2.41
% of Calories				11.80 %		*30.1%	*0%	23.1%	*0.0%		65.6%		15.3%				
Weekly Nutrient Guideline			450 - 500	<10	540			<=0									

Friday - 04/05/2024

Reimbursable Meal Total 1

	Portion Size	Reimb Qty	Cals ¹ (kcal)	S-Fat ¹ (g)	Sodm ¹ (mg)	Total Sugars (g)	Added Sugars (g)	T-Fat (g)	Tr-Fat ² (g)	Cholst (mg)	Carb (g)	Fiber (g)	Protn (g)	VIt-A (IU)	Calcm (mg)	Vit-C (mg)	Iron (mg)
000145 NO SCHOOL TODAY																	
Weighted Daily Average			0	0.00	0	0	0	0.00	0.00	0	0.00	0.00	0.00	0	0.0	0.00	0.00
% of Calories				0%		0%	0%	0%	0%		0%		0%				
Weekly Nutrient Guideline			450 - 500	<10	540			<=0									

Monday - 04/08/2024

Reimbursable Meal Total 100

Base Menu Spreadsheet

Portion Values

Apr 1, 2024 thru May 3, 2024

	Portion Size	Reimb Qty	Cals ¹ (kcal)	S-Fat ¹ (g)	Sodm ¹ (mg)	Total Sugars (g)	Added Sugars (g)	T-Fat (g)	Tr-Fat ² (g)	Cholst (mg)	Carb (g)	Fiber (g)	Protn (g)	VIt-A (IU)	Calc ^m (mg)	Vit-C (mg)	Iron (mg)
000001 Whole Wheat Bagel	1 Whole	95	170	0.00	190	4	*N/A*	0.50	0.00	0	37.00	3.00	7.00	0	0.0	0.00	0.00
990427 Light Cream Cheese	1 each	95	59	2.84	90	1	*N/A*	4.73	*N/A*	15	1.91	0.00	2.22	156	42.0	0.00	0.05
000886 Strawberry Jelly	1 each	95	35	0.00	0	8	*N/A*	0.00	0.00	0	9.00	0.00	0.00	0	0.0	0.00	0.00
001200 Fresh Apple Slices	6 each	100	116	0.06	2	23	*N/A*	0.38	0.00	0	30.80	5.35	0.58	120	13.4	10.26	0.27
000231 Skim Milk	8 oz	30	86	0.29	128	12	*N/A*	0.44	*N/A*	5	11.98	0.00	8.40	1131	503.9	2.47	0.10
000230 1% Lowfat Milk	8 oz	69	102	1.54	107	13	*N/A*	2.37	*N/A*	12	12.18	0.00	8.22	115	305.0	0.00	0.07
001160 Fat Free Lactose-Free Milk	8 oz	1	90	0.00	130	12	*N/A*	0.00	0.00	5	13.00	0.00	8.00	500	300.0	0.00	0.00
990383 Vanilla Soymilk	8 oz	0	140	0.50	110	15	*N/A*	4.50	0.00	0	17.00	2.00	8.00	500	300.0	0.00	1.08
990284 Whole Grain Frosted Mini-Wheats Cereal	1 each	5	101	0.00	0	6	*N/A*	0.00	0.00	0	24.30	3.04	3.04	0	0.0	0.00	8.20
000233 Graham Crackers	1 each	5	90	0.00	95	5	*N/A*	2.50	0.00	0	17.00	1.00	2.00	500	100.0	0.00	0.72
Weighted Daily Average			474	3.91	387	48	0	7.24	*0.00	24	90.50	8.40	17.87	718	422.9	11.00	0.84
% of Calories				7.42%		40.5%	0%	13.7%	*0.0%		76.4%		15.1%				
Weekly Nutrient Guideline			450 - 500	<10	540			<=0									

Tuesday - 04/09/2024

Reimbursable Meal Total 100

	Portion Size	Reimb Qty	Cals ¹ (kcal)	S-Fat ¹ (g)	Sodm ¹ (mg)	Total Sugars (g)	Added Sugars (g)	T-Fat (g)	Tr-Fat ² (g)	Cholst (mg)	Carb (g)	Fiber (g)	Protn (g)	VIt-A (IU)	Calc ^m (mg)	Vit-C (mg)	Iron (mg)
000464 Brown Sugar Oatmeal	4oz	95	127	0.25	52	*13	*N/A*	1.49	*0.00	0	26.88	1.98	2.50	0	13.8	0.00	0.99
000927 Honey PC	1 each	95	43	0.00	1	11	*N/A*	0.00	*N/A*	0	11.54	0.03	0.04	0	0.8	0.07	0.06

Base Menu Spreadsheet

Portion Values

Apr 1, 2024 thru May 3, 2024

	Portion Size	Reimb Qty	Cals ¹ (kcal)	S-Fat ¹ (g)	Sodm ¹ (mg)	Total Sugars (g)	Added Sugars (g)	T-Fat (g)	Tr-Fat ² (g)	Cholst (mg)	Carb (g)	Fiber (g)	Protn (g)	VIt-A (IU)	Calc ^m (mg)	Vit-C (mg)	Iron (mg)	
000884	Fresh Pear	1 each	100	131	0.05	2	22	*N/A*	0.32	0.00	0	35.03	7.13	0.83	58	20.7	9.89	0.41
000231	Skim Milk	8 oz	30	86	0.29	128	12	*N/A*	0.44	*N/A*	5	11.98	0.00	8.40	1131	503.9	2.47	0.10
000230	1% Lowfat Milk	8 oz	69	102	1.54	107	13	*N/A*	2.37	*N/A*	12	12.18	0.00	8.22	115	305.0	0.00	0.07
001160	Fat Free Lactose-Free Milk	8 oz	1	90	0.00	130	12	*N/A*	0.00	0.00	5	13.00	0.00	8.00	500	300.0	0.00	0.00
990383	Vanilla Soy milk	8 oz	0	140	0.50	110	15	*N/A*	4.50	0.00	0	17.00	2.00	8.00	500	300.0	0.00	1.08
990284	Whole Grain Frosted Mini-Wheats Cereal	1 each	5	101	0.00	0	6	*N/A*	0.00	0.00	0	24.30	3.04	3.04	0	0.0	0.00	8.20
000233	Graham Crackers	1 each	5	90	0.00	95	5	*N/A*	2.50	0.00	0	17.00	1.00	2.00	500	100.0	0.00	0.72
Weighted Daily Average				399	1.44	171	*59	*0	3.63	*0.00	10	85.72	9.24	11.77	506	404.2	10.70	1.94
% of Calories					3.25%		*59.1%	*0%	8.2%	*0.0%		85.9%		11.8%				
Weekly Nutrient Guideline				450 - 500	<10	540			<=0									

Wednesday - 04/10/2024

Reimbursable Meal Total 100

	Portion Size	Reimb Qty	Cals ¹ (kcal)	S-Fat ¹ (g)	Sodm ¹ (mg)	Total Sugars (g)	Added Sugars (g)	T-Fat (g)	Tr-Fat ² (g)	Cholst (mg)	Carb (g)	Fiber (g)	Protn (g)	VIt-A (IU)	Calc ^m (mg)	Vit-C (mg)	Iron (mg)	
990713	Honey Cheerios	1 each	95	110	0.00	170	6	*N/A*	1.50	0.00	0	22.00	2.00	3.00	300	60.0	*N/A*	2.70
000233	Graham Crackers	1 each	95	90	0.00	95	5	*N/A*	2.50	0.00	0	17.00	1.00	2.00	500	100.0	0.00	0.72
000812	Orange Wedges	1 C/6 wedges	99	86	0.03	0	17	*N/A*	0.22	0.00	0	21.62	4.42	1.73	414	73.6	97.89	0.18
001064	Mandarin Oranges**	1 C	1	72	0.01	9	16	*N/A*	0.08	0.00	0	17.78	2.30	1.42	2480	23.0	64.10	0.51
000231	Skim Milk	8 oz	30	86	0.29	128	12	*N/A*	0.44	*N/A*	5	11.98	0.00	8.40	1131	503.9	2.47	0.10

Base Menu Spreadsheet

Portion Values

Apr 1, 2024 thru May 3, 2024

	Portion Size	Reimb Qty	Cals ¹ (kcal)	S-Fat ¹ (g)	Sodm ¹ (mg)	Total Sugars (g)	Added Sugars (g)	T-Fat (g)	Tr-Fat ² (g)	Cholst (mg)	Carb (g)	Fiber (g)	Protn (g)	Vit-A (IU)	Calc ^m (mg)	Vit-C (mg)	Iron (mg)
000230 1% Lowfat Milk	8 oz	69	102	1.54	107	13	*N/A*	2.37	*N/A*	12	12.18	0.00	8.22	115	305.0	0.00	0.07
001160 Fat Free Lactose-Free Milk	8 oz	1	90	0.00	130	12	*N/A*	0.00	0.00	5	13.00	0.00	8.00	500	300.0	0.00	0.00
990383 Vanilla Soymilk	8 oz	0	140	0.50	110	15	*N/A*	4.50	0.00	0	17.00	2.00	8.00	500	300.0	0.00	1.08
990284 Whole Grain Frosted Mini-Wheats Cereal	1 each	5	101	0.00	0	6	*N/A*	0.00	0.00	0	24.30	3.04	3.04	0	0.0	0.00	8.20
000233 Graham Crackers	1 each	5	90	0.00	95	5	*N/A*	2.50	0.00	0	17.00	1.00	2.00	500	100.0	0.00	0.72
Weighted Daily Average			383	1.18	371	41	0	5.91	*0.00	10	72.82	7.45	15.00	1643	594.7	*98.29	3.96
% of Calories				2.77%		42.8%	0%	13.9%	*0.0%		76.1%		15.7%				
Weekly Nutrient Guideline			450 - 500	<10	540			<=0									

Thursday - 04/11/2024

Reimbursable Meal Total 100

	Portion Size	Reimb Qty	Cals ¹ (kcal)	S-Fat ¹ (g)	Sodm ¹ (mg)	Total Sugars (g)	Added Sugars (g)	T-Fat (g)	Tr-Fat ² (g)	Cholst (mg)	Carb (g)	Fiber (g)	Protn (g)	Vit-A (IU)	Calc ^m (mg)	Vit-C (mg)	Iron (mg)
990695 Strawberry Parfait	1 each	100	291	0.34	71	30	11	6.10	0.00	3	56.59	3.84	6.85	163	152.9	45.53	1.89
000175 Fresh Banana	1 each	100	105	0.13	1	14	*N/A*	0.39	0.00	0	26.95	3.07	1.29	76	5.9	10.27	0.31
000231 Skim Milk	8 oz	30	86	0.29	128	12	*N/A*	0.44	*N/A*	5	11.98	0.00	8.40	1131	503.9	2.47	0.10
000230 1% Lowfat Milk	8 oz	69	102	1.54	107	13	*N/A*	2.37	*N/A*	12	12.18	0.00	8.22	115	305.0	0.00	0.07
001160 Fat Free Lactose-Free Milk	8 oz	1	90	0.00	130	12	*N/A*	0.00	0.00	5	13.00	0.00	8.00	500	300.0	0.00	0.00
990383 Vanilla Soymilk	8 oz	0	140	0.50	110	15	*N/A*	4.50	0.00	0	17.00	2.00	8.00	500	300.0	0.00	1.08
990284 Whole Grain Frosted Mini-Wheats Cereal	1 each	5	101	0.00	0	6	*N/A*	0.00	0.00	0	24.30	3.04	3.04	0	0.0	0.00	8.20

Base Menu Spreadsheet

Portion Values

Apr 1, 2024 thru May 3, 2024

	Portion Size	Reimb Qty	Cals ¹ (kcal)	S-Fat ¹ (g)	Sodm ¹ (mg)	Total Sugars (g)	Added Sugars (g)	T-Fat (g)	Tr-Fat ² (g)	Cholst (mg)	Carb (g)	Fiber (g)	Protn (g)	VIt-A (IU)	Calc ^m (mg)	Vit-C (mg)	Iron (mg)	
000233	Graham Crackers	1 each	5	90	0.00	95	5	*N/A*	2.50	0.00	0	17.00	1.00	2.00	500	100.0	0.00	0.72
Weighted Daily Average				503	1.62	191	58	11	8.38	*0.00	13	97.73	7.11	16.66	687	528.4	56.53	2.73
% of Calories					2.90%		46.1%	8.7%	15.0%	*0.0%		77.7%		13.2%				
Weekly Nutrient Guideline				450 - 500	<10	540			<=0									

Friday - 04/12/2024

Reimbursable Meal Total 100

	Portion Size	Reimb Qty	Cals ¹ (kcal)	S-Fat ¹ (g)	Sodm ¹ (mg)	Total Sugars (g)	Added Sugars (g)	T-Fat (g)	Tr-Fat ² (g)	Cholst (mg)	Carb (g)	Fiber (g)	Protn (g)	VIt-A (IU)	Calc ^m (mg)	Vit-C (mg)	Iron (mg)	
990638	WG French Toast Sticks (K-12)	3 sticks	95	260	1.00	290	14	*N/A*	8.00	0.00	10	42.00	2.00	6.00	*N/A*	*N/A*	*N/A*	*N/A*
001138	Turkey Sausage Link	2 each	93	130	3.00	450	0	*N/A*	10.00	0.00	45	1.00	*N/A*	10.00	*N/A*	*N/A*	*N/A*	*N/A*
000801	Veggie Breakfast Sausage Patty	1 each	2	70	0.00	250	1	*N/A*	2.50	0.00	0	4.00	1.00	9.00	0	0.0	0.00	1.80
000625	All Natural Syrup	1 each	95	35	0.00	5	8	*N/A*	0.00	0.00	0	8.00	0.00	0.00	0	0.0	0.00	0.00
990421	Cantaloupe	1 C	100	53	0.08	25	12	*N/A*	0.30	0.00	0	12.73	1.40	1.31	5276	14.0	57.25	0.33
000231	Skim Milk	8 oz	30	86	0.29	128	12	*N/A*	0.44	*N/A*	5	11.98	0.00	8.40	1131	503.9	2.47	0.10
000230	1% Lowfat Milk	8 oz	69	102	1.54	107	13	*N/A*	2.37	*N/A*	12	12.18	0.00	8.22	115	305.0	0.00	0.07
001160	Fat Free Lactose-Free Milk	8 oz	1	90	0.00	130	12	*N/A*	0.00	0.00	5	13.00	0.00	8.00	500	300.0	0.00	0.00
990383	Vanilla Soymilk	8 oz	0	140	0.50	110	15	*N/A*	4.50	0.00	0	17.00	2.00	8.00	500	300.0	0.00	1.08
990284	Whole Grain Frosted Mini-Wheats Cereal	1 each	5	101	0.00	0	6	*N/A*	0.00	0.00	0	24.30	3.04	3.04	0	0.0	0.00	8.20

Base Menu Spreadsheet

Portion Values

Apr 1, 2024 thru May 3, 2024

	Portion Size	Reimb Qty	Cals ¹ (kcal)	S-Fat ¹ (g)	Sodm ¹ (mg)	Total Sugars (g)	Added Sugars (g)	T-Fat (g)	Tr-Fat ² (g)	Cholst (mg)	Carb (g)	Fiber (g)	Protn (g)	VIt-A (IU)	Calc ^m (mg)	Vit-C (mg)	Iron (mg)
000233 Graham Crackers	1 each	5	90	0.00	95	5	*N/A*	2.50	0.00	0	17.00	1.00	2.00	500	100.0	0.00	0.72
Weighted Daily Average			563	4.97	847	46	0	19.14	*0.00	61	75.43	*3.53	25.02	*5724	*383.7	*57.99	*0.89
% of Calories				7.94%		32.7%	0%	30.6%	*0.0%		53.6%		17.8%				
Weekly Nutrient Guideline			450 - 500	<10	540			<=0									

Monday - 04/15/2024

Reimbursable Meal Total 1

	Portion Size	Reimb Qty	Cals ¹ (kcal)	S-Fat ¹ (g)	Sodm ¹ (mg)	Total Sugars (g)	Added Sugars (g)	T-Fat (g)	Tr-Fat ² (g)	Cholst (mg)	Carb (g)	Fiber (g)	Protn (g)	VIt-A (IU)	Calc ^m (mg)	Vit-C (mg)	Iron (mg)
000145 NO SCHOOL TODAY																	
Weighted Daily Average			0	0.00	0	0	0	0.00	0.00	0	0.00	0.00	0.00	0	0.0	0.00	0.00
% of Calories				0%		0%	0%	0%	0%		0%		0%				
Weekly Nutrient Guideline			450 - 500	<10	540			<=0									

Tuesday - 04/16/2024

Reimbursable Meal Total 1

	Portion Size	Reimb Qty	Cals ¹ (kcal)	S-Fat ¹ (g)	Sodm ¹ (mg)	Total Sugars (g)	Added Sugars (g)	T-Fat (g)	Tr-Fat ² (g)	Cholst (mg)	Carb (g)	Fiber (g)	Protn (g)	VIt-A (IU)	Calc ^m (mg)	Vit-C (mg)	Iron (mg)
000145 NO SCHOOL TODAY																	
Weighted Daily Average			0	0.00	0	0	0	0.00	0.00	0	0.00	0.00	0.00	0	0.0	0.00	0.00
% of Calories				0%		0%	0%	0%	0%		0%		0%				
Weekly Nutrient Guideline			450 - 500	<10	540			<=0									

Base Menu Spreadsheet

Portion Values

Apr 1, 2024 thru May 3, 2024

Wednesday - 04/17/2024

Reimbursable Meal Total 1

	Portion Size	Reimb Qty	Cals ¹ (kcal)	S-Fat ¹ (g)	Sodm ¹ (mg)	Total Sugars (g)	Added Sugars (g)	T-Fat (g)	Tr-Fat ² (g)	Cholst (mg)	Carb (g)	Fiber (g)	Protn (g)	Vit-A (IU)	Calc ^m (mg)	Vit-C (mg)	Iron (mg)
000145 NO SCHOOL TODAY																	
Weighted Daily Average			0	0.00	0	0	0	0.00	0.00	0	0.00	0.00	0.00	0	0.0	0.00	0.00
% of Calories				0%		0%	0%	0%	0%		0%		0%				
Weekly Nutrient Guideline			450 - 500	<10	540			<=0									

Thursday - 04/18/2024

Reimbursable Meal Total 1

	Portion Size	Reimb Qty	Cals ¹ (kcal)	S-Fat ¹ (g)	Sodm ¹ (mg)	Total Sugars (g)	Added Sugars (g)	T-Fat (g)	Tr-Fat ² (g)	Cholst (mg)	Carb (g)	Fiber (g)	Protn (g)	Vit-A (IU)	Calc ^m (mg)	Vit-C (mg)	Iron (mg)
000145 NO SCHOOL TODAY																	
Weighted Daily Average			0	0.00	0	0	0	0.00	0.00	0	0.00	0.00	0.00	0	0.0	0.00	0.00
% of Calories				0%		0%	0%	0%	0%		0%		0%				
Weekly Nutrient Guideline			450 - 500	<10	540			<=0									

Friday - 04/19/2024

Reimbursable Meal Total 1

Base Menu Spreadsheet

Portion Values

Apr 1, 2024 thru May 3, 2024

	Portion Size	Reimb Qty	Cals ¹ (kcal)	S-Fat ¹ (g)	Sodm ¹ (mg)	Total Sugars (g)	Added Sugars (g)	T-Fat (g)	Tr-Fat ² (g)	Cholst (mg)	Carb (g)	Fiber (g)	Protn (g)	VIt-A (IU)	Calc ^m (mg)	Vit-C (mg)	Iron (mg)
000145 NO SCHOOL TODAY																	
Weighted Daily Average			0	0.00	0	0	0	0.00	0.00	0	0.00	0.00	0.00	0	0.0	0.00	0.00
% of Calories				0%		0%	0%	0%	0%		0%		0%				
Weekly Nutrient Guideline			450 - 500	<10	540			<=0									

Monday - 04/22/2024

Reimbursable Meal Total 100

	Portion Size	Reimb Qty	Cals ¹ (kcal)	S-Fat ¹ (g)	Sodm ¹ (mg)	Total Sugars (g)	Added Sugars (g)	T-Fat (g)	Tr-Fat ² (g)	Cholst (mg)	Carb (g)	Fiber (g)	Protn (g)	VIt-A (IU)	Calc ^m (mg)	Vit-C (mg)	Iron (mg)
000920 Cinnamon Rice Chex Cereal	1 each	95	120	0.00	170	6	*N/A*	2.50	0.00	0	22.00	1.00	1.00	400	80.0	4.80	7.20
000233 Graham Crackers	1 each	95	90	0.00	95	5	*N/A*	2.50	0.00	0	17.00	1.00	2.00	500	100.0	0.00	0.72
001200 Fresh Apple Slices	6 each	100	116	0.06	2	23	*N/A*	0.38	0.00	0	30.80	5.35	0.58	120	13.4	10.26	0.27
000231 Skim Milk	8 oz	30	86	0.29	128	12	*N/A*	0.44	*N/A*	5	11.98	0.00	8.40	1131	503.9	2.47	0.10
000230 1% Lowfat Milk	8 oz	69	102	1.54	107	13	*N/A*	2.37	*N/A*	12	12.18	0.00	8.22	115	305.0	0.00	0.07
001160 Fat Free Lactose-Free Milk	8 oz	1	90	0.00	130	12	*N/A*	0.00	0.00	5	13.00	0.00	8.00	500	300.0	0.00	0.00
990383 Vanilla Soymilk	8 oz	0	140	0.50	110	15	*N/A*	4.50	0.00	0	17.00	2.00	8.00	500	300.0	0.00	1.08
000124 Cheerios Cereal	1 each	5	100	1.00	140	1	*N/A*	2.00	0.00	0	20.00	3.00	3.00	500	100.0	6.00	8.10

Base Menu Spreadsheet

Portion Values

Apr 1, 2024 thru May 3, 2024

	Portion Size	Reimb Qty	Cals ¹ (kcal)	S-Fat ¹ (g)	Sodm ¹ (mg)	Total Sugars (g)	Added Sugars (g)	T-Fat (g)	Tr-Fat ² (g)	Cholst (mg)	Carb (g)	Fiber (g)	Protn (g)	VIt-A (IU)	Calc ^m (mg)	Vit-C (mg)	Iron (mg)
000233 Graham Crackers	1 each	5	90	0.00	95	5	*N/A*	2.50	0.00	0	17.00	1.00	2.00	500	100.0	0.00	0.72
Weighted Daily Average			423	1.26	380	46	0	7.12	*0.00	10	81.82	7.45	11.95	1449	559.0	15.86	8.31
% of Calories				2.68%		43.5%	0%	15.1%	*0.0%		77.4%		11.3%				
Weekly Nutrient Guideline			450 - 500	<10	540			<=0									

Tuesday - 04/23/2024

Reimbursable Meal Total 100

	Portion Size	Reimb Qty	Cals ¹ (kcal)	S-Fat ¹ (g)	Sodm ¹ (mg)	Total Sugars (g)	Added Sugars (g)	T-Fat (g)	Tr-Fat ² (g)	Cholst (mg)	Carb (g)	Fiber (g)	Protn (g)	VIt-A (IU)	Calc ^m (mg)	Vit-C (mg)	Iron (mg)
990804 Strawberries & Cream Oatmeal	0.5 C/4oz scoop	95	132	0.25	58	*13	*N/A*	1.54	*0.00	0	28.25	2.91	2.68	20	18.6	18.21	1.30
000233 Graham Crackers	1 each	95	90	0.00	95	5	*N/A*	2.50	0.00	0	17.00	1.00	2.00	500	100.0	0.00	0.72
000884 Fresh Pear	1 each	100	131	0.05	2	22	*N/A*	0.32	0.00	0	35.03	7.13	0.83	58	20.7	9.89	0.41
000231 Skim Milk	8 oz	30	86	0.29	128	12	*N/A*	0.44	*N/A*	5	11.98	0.00	8.40	1131	503.9	2.47	0.10
000230 1% Lowfat Milk	8 oz	69	102	1.54	107	13	*N/A*	2.37	*N/A*	12	12.18	0.00	8.22	115	305.0	0.00	0.07
001160 Fat Free Lactose-Free Milk	8 oz	1	90	0.00	130	12	*N/A*	0.00	0.00	5	13.00	0.00	8.00	500	300.0	0.00	0.00
990383 Vanilla Soy milk	8 oz	0	140	0.50	110	15	*N/A*	4.50	0.00	0	17.00	2.00	8.00	500	300.0	0.00	1.08
000124 Cheerios Cereal	1 each	5	100	1.00	140	1	*N/A*	2.00	0.00	0	20.00	3.00	3.00	500	100.0	6.00	8.10

Base Menu Spreadsheet

Portion Values

Apr 1, 2024 thru May 3, 2024

	Portion Size	Reimb Qty	Cals ¹ (kcal)	S-Fat ¹ (g)	Sodm ¹ (mg)	Total Sugars (g)	Added Sugars (g)	T-Fat (g)	Tr-Fat ² (g)	Cholst (mg)	Carb (g)	Fiber (g)	Protn (g)	VIt-A (IU)	Calc ^m (mg)	Vit-C (mg)	Iron (mg)	
000233	Graham Crackers	1 each	5	90	0.00	95	5	*N/A*	2.50	0.00	0	17.00	1.00	2.00	500	100.0	0.00	0.72
Weighted Daily Average				449	1.49	274	*52	*0	6.15	*0.00	10	91.99	11.05	13.80	1025	508.0	28.23	2.86
% of Calories					2.99%		*46.3%	*0%	12.3%	*0.0%		82.0%		12.3%				
Weekly Nutrient Guideline				450 - 500	<10	540			<=0									

Wednesday - 04/24/2024

Reimbursable Meal Total 100

	Portion Size	Reimb Qty	Cals ¹ (kcal)	S-Fat ¹ (g)	Sodm ¹ (mg)	Total Sugars (g)	Added Sugars (g)	T-Fat (g)	Tr-Fat ² (g)	Cholst (mg)	Carb (g)	Fiber (g)	Protn (g)	VIt-A (IU)	Calc ^m (mg)	Vit-C (mg)	Iron (mg)	
000001	Whole Wheat Bagel	1 Whole	95	170	0.00	190	4	*N/A*	0.50	0.00	0	37.00	3.00	7.00	0	0.0	0.00	0.00
990427	Light Cream Cheese	1 each	95	59	2.84	90	1	*N/A*	4.73	*N/A*	15	1.91	0.00	2.22	156	42.0	0.00	0.05
000603	Grape Jelly	1 each	95	35	0.00	0	8	*N/A*	0.00	0.00	0	9.00	0.00	0.00	0	0.0	0.00	0.00
000812	Orange Wedges	1 C/6 wedges	99	86	0.03	0	17	*N/A*	0.22	0.00	0	21.62	4.42	1.73	414	73.6	97.89	0.18
001064	Mandarin Oranges**	1 C	1	72	0.01	9	16	*N/A*	0.08	0.00	0	17.78	2.30	1.42	2480	23.0	64.10	0.51
000231	Skim Milk	8 oz	30	86	0.29	128	12	*N/A*	0.44	*N/A*	5	11.98	0.00	8.40	1131	503.9	2.47	0.10
000230	1% Lowfat Milk	8 oz	69	102	1.54	107	13	*N/A*	2.37	*N/A*	12	12.18	0.00	8.22	115	305.0	0.00	0.07
001160	Fat Free Lactose-Free Milk	8 oz	1	90	0.00	130	12	*N/A*	0.00	0.00	5	13.00	0.00	8.00	500	300.0	0.00	0.00
990383	Vanilla Soymilk	8 oz	0	140	0.50	110	15	*N/A*	4.50	0.00	0	17.00	2.00	8.00	500	300.0	0.00	1.08
000124	Cheerios Cereal	1 each	5	100	1.00	140	1	*N/A*	2.00	0.00	0	20.00	3.00	3.00	500	100.0	6.00	8.10

Base Menu Spreadsheet

Portion Values

Apr 1, 2024 thru May 3, 2024

	Portion Size	Reimb Qty	Cals ¹ (kcal)	S-Fat ¹ (g)	Sodm ¹ (mg)	Total Sugars (g)	Added Sugars (g)	T-Fat (g)	Tr-Fat ² (g)	Cholst (mg)	Carb (g)	Fiber (g)	Protn (g)	VIt-A (IU)	Calc ^m (mg)	Vit-C (mg)	Iron (mg)	
000233	Graham Crackers	1 each	5	90	0.00	95	5	*N/A*	2.50	0.00	0	17.00	1.00	2.00	500	100.0	0.00	0.72
Weighted Daily Average				444	3.92	392	42	0	7.18	*0.00	24	81.07	7.44	19.01	1057	487.6	98.59	0.75
% of Calories					7.95%		37.8%	0%	14.6%	*0.0%		73.0%		17.1%				
Weekly Nutrient Guideline				450 - 500	<10	540			<=0									

Thursday - 04/25/2024

Reimbursable Meal Total 100

	Portion Size	Reimb Qty	Cals ¹ (kcal)	S-Fat ¹ (g)	Sodm ¹ (mg)	Total Sugars (g)	Added Sugars (g)	T-Fat (g)	Tr-Fat ² (g)	Cholst (mg)	Carb (g)	Fiber (g)	Protn (g)	VIt-A (IU)	Calc ^m (mg)	Vit-C (mg)	Iron (mg)	
990668	Egg & Cheese Breakfast Burrito	1 burrito	95	292	7.01	430	2	*N/A*	14.72	*0.00	256	22.51	2.01	14.90	*144	188.2	*0.00	2.43
000604	Hot Sauce	1 each	95	0	0.00	32	0	*N/A*	0.00	*N/A*	0	0.02	0.00	0.01	2	0.1	0.90	0.01
000175	Fresh Banana	1 each	100	105	0.13	1	14	*N/A*	0.39	0.00	0	26.95	3.07	1.29	76	5.9	10.27	0.31
000171	100% Orange Juice	4 oz	100	60	0.00	0	*N/A*	*N/A*	0.00	0.00	0	14.00	0.00	1.00	0	10.0	42.00	0.00
000231	Skim Milk	8 oz	30	86	0.29	128	12	*N/A*	0.44	*N/A*	5	11.98	0.00	8.40	1131	503.9	2.47	0.10
000230	1% Lowfat Milk	8 oz	69	102	1.54	107	13	*N/A*	2.37	*N/A*	12	12.18	0.00	8.22	115	305.0	0.00	0.07
001160	Fat Free Lactose-Free Milk	8 oz	1	90	0.00	130	12	*N/A*	0.00	0.00	5	13.00	0.00	8.00	500	300.0	0.00	0.00
990383	Vanilla Soy milk	8 oz	0	140	0.50	110	15	*N/A*	4.50	0.00	0	17.00	2.00	8.00	500	300.0	0.00	1.08
000124	Cheerios Cereal	1 each	5	100	1.00	140	1	*N/A*	2.00	0.00	0	20.00	3.00	3.00	500	100.0	6.00	8.10

Base Menu Spreadsheet

Portion Values

Apr 1, 2024 thru May 3, 2024

	Portion Size	Reimb Qty	Cals ¹ (kcal)	S-Fat ¹ (g)	Sodm ¹ (mg)	Total Sugars (g)	Added Sugars (g)	T-Fat (g)	Tr-Fat ² (g)	Cholst (mg)	Carb (g)	Fiber (g)	Protn (g)	VIt-A (IU)	Calc ^m (mg)	Vit-C (mg)	Iron (mg)	
000233	Graham Crackers	1 each	5	90	0.00	95	5	*N/A*	2.50	0.00	0	17.00	1.00	2.00	500	100.0	0.00	0.72
Weighted Daily Average				550	8.00	566	*29	*0	16.37	*0.00	253	76.33	5.18	24.97	*688	569.4	*54.16	3.14
% of Calories					13.09 %		*21.1%	*0%	26.8%	*0.0%		55.5%		18.2%				
Weekly Nutrient Guideline				450 - 500	<10	540			<=0									

Friday - 04/26/2024

Reimbursable Meal Total 100

	Portion Size	Reimb Qty	Cals ¹ (kcal)	S-Fat ¹ (g)	Sodm ¹ (mg)	Total Sugars (g)	Added Sugars (g)	T-Fat (g)	Tr-Fat ² (g)	Cholst (mg)	Carb (g)	Fiber (g)	Protn (g)	VIt-A (IU)	Calc ^m (mg)	Vit-C (mg)	Iron (mg)	
990813	Emoji Waffles	2 each	95	180	1.50	300	5	*N/A*	6.00	0.00	5	29.00	2.00	4.00	1000	260.0	0.00	3.60
990394	Turkey Bacon	2 each	93	40	0.00	190	0	*N/A*	3.00	0.00	10	0.00	0.00	4.00	0	0.0	0.00	0.00
000801	Veggie Breakfast Sausage Patty	1 each	2	70	0.00	250	1	*N/A*	2.50	0.00	0	4.00	1.00	9.00	0	0.0	0.00	1.80
000625	All Natural Syrup	1 each	95	35	0.00	5	8	*N/A*	0.00	0.00	0	8.00	0.00	0.00	0	0.0	0.00	0.00
000488	Butter PC	1 each	95	36	2.57	32	0	*N/A*	4.06	0.16	11	0.00	0.00	0.04	125	1.2	0.00	0.00
990421	Cantaloupe	1 C	100	53	0.08	25	12	*N/A*	0.30	0.00	0	12.73	1.40	1.31	5276	14.0	57.25	0.33
000231	Skim Milk	8 oz	30	86	0.29	128	12	*N/A*	0.44	*N/A*	5	11.98	0.00	8.40	1131	503.9	2.47	0.10
000230	1% Lowfat Milk	8 oz	69	102	1.54	107	13	*N/A*	2.37	*N/A*	12	12.18	0.00	8.22	115	305.0	0.00	0.07
001160	Fat Free Lactose-Free Milk	8 oz	1	90	0.00	130	12	*N/A*	0.00	0.00	5	13.00	0.00	8.00	500	300.0	0.00	0.00
990383	Vanilla Soymilk	8 oz	0	140	0.50	110	15	*N/A*	4.50	0.00	0	17.00	2.00	8.00	500	300.0	0.00	1.08
000124	Cheerios Cereal	1 each	5	100	1.00	140	1	*N/A*	2.00	0.00	0	20.00	3.00	3.00	500	100.0	6.00	8.10

Base Menu Spreadsheet

Portion Values

Apr 1, 2024 thru May 3, 2024

	Portion Size	Reimb Qty	Cals ¹ (kcal)	S-Fat ¹ (g)	Sodm ¹ (mg)	Total Sugars (g)	Added Sugars (g)	T-Fat (g)	Tr-Fat ² (g)	Cholst (mg)	Carb (g)	Fiber (g)	Protn (g)	VIt-A (IU)	Calc ^m (mg)	Vit-C (mg)	Iron (mg)
000233 Graham Crackers	1 each	5	90	0.00	95	5	*N/A*	2.50	0.00	0	17.00	1.00	2.00	500	100.0	0.00	0.72
Weighted Daily Average			437	5.15	653	37	0	14.68	*0.16	34	61.94	3.52	17.57	6818	636.8	58.29	4.31
% of Calories				10.61 %		33.9%	0%	30.2%	*0.3%		56.7%		16.1%				
Weekly Nutrient Guideline			450 - 500	<10	540			<=0									

Monday - 04/29/2024

Reimbursable Meal Total 100

	Portion Size	Reimb Qty	Cals ¹ (kcal)	S-Fat ¹ (g)	Sodm ¹ (mg)	Total Sugars (g)	Added Sugars (g)	T-Fat (g)	Tr-Fat ² (g)	Cholst (mg)	Carb (g)	Fiber (g)	Protn (g)	VIt-A (IU)	Calc ^m (mg)	Vit-C (mg)	Iron (mg)
990880 DOL granola	3 oz scoop	95	152	0.00	15	11	11	5.32	0.00	0	25.82	1.52	3.04	0	15.2	0.00	1.06
990703 Nonfat Yogurt	4 oz/1 each	95	90	0.00	53	14	*N/A*	0.00	0.00	0	19.00	0.00	3.00	0	290.0	0.41	0.00
001200 Fresh Apple Slices	6 each	100	116	0.06	2	23	*N/A*	0.38	0.00	0	30.80	5.35	0.58	120	13.4	10.26	0.27
000231 Skim Milk	8 oz	30	86	0.29	128	12	*N/A*	0.44	*N/A*	5	11.98	0.00	8.40	1131	503.9	2.47	0.10
000230 1% Lowfat Milk	8 oz	69	102	1.54	107	13	*N/A*	2.37	*N/A*	12	12.18	0.00	8.22	115	305.0	0.00	0.07
001160 Fat Free Lactose-Free Milk	8 oz	1	90	0.00	130	12	*N/A*	0.00	0.00	5	13.00	0.00	8.00	500	300.0	0.00	0.00
990383 Vanilla Soymilk	8 oz	0	140	0.50	110	15	*N/A*	4.50	0.00	0	17.00	2.00	8.00	500	300.0	0.00	1.08
990412 Multi-Grain Frosted Flakes Cereal	1 each	5	100	0.00	170	7	*N/A*	0.00	0.00	0	24.00	2.00	2.00	*N/A*	0.0	*N/A*	1.80

Base Menu Spreadsheet

Portion Values

Apr 1, 2024 thru May 3, 2024

	Portion Size	Reimb Qty	Cals ¹ (kcal)	S-Fat ¹ (g)	Sodm ¹ (mg)	Total Sugars (g)	Added Sugars (g)	T-Fat (g)	Tr-Fat ² (g)	Cholst (mg)	Carb (g)	Fiber (g)	Protn (g)	VIt-A (IU)	Calc ^m (mg)	Vit-C (mg)	Iron (mg)
000233 Graham Crackers	1 each	5	90	0.00	95	5	*N/A*	2.50	0.00	0	17.00	1.00	2.00	500	100.0	0.00	0.72
Weighted Daily Average			453	1.21	194	60	10	7.32	*0.00	10	87.55	6.95	14.79	*569	672.9	*11.39	1.48
% of Calories				2.40%		53.0%	8.8%	14.5%	*0.0%		77.3%		13.1%				
Weekly Nutrient Guideline			450 - 500	<10	540			<=0									

Tuesday - 04/30/2024

Reimbursable Meal Total 100

	Portion Size	Reimb Qty	Cals ¹ (kcal)	S-Fat ¹ (g)	Sodm ¹ (mg)	Total Sugars (g)	Added Sugars (g)	T-Fat (g)	Tr-Fat ² (g)	Cholst (mg)	Carb (g)	Fiber (g)	Protn (g)	VIt-A (IU)	Calc ^m (mg)	Vit-C (mg)	Iron (mg)
990712 Blueberry Chex Cereal	1 cup / 1 each	95	120	0.00	180	6	*N/A*	2.50	0.00	0	23.00	1.00	1.00	300	60.0	3.60	8.10
000233 Graham Crackers	1 each	95	90	0.00	95	5	*N/A*	2.50	0.00	0	17.00	1.00	2.00	500	100.0	0.00	0.72
000884 Fresh Pear	1 each	100	131	0.05	2	22	*N/A*	0.32	0.00	0	35.03	7.13	0.83	58	20.7	9.89	0.41
000231 Skim Milk	8 oz	30	86	0.29	128	12	*N/A*	0.44	*N/A*	5	11.98	0.00	8.40	1131	503.9	2.47	0.10
000230 1% Lowfat Milk	8 oz	69	102	1.54	107	13	*N/A*	2.37	*N/A*	12	12.18	0.00	8.22	115	305.0	0.00	0.07
001160 Fat Free Lactose-Free Milk	8 oz	1	90	0.00	130	12	*N/A*	0.00	0.00	5	13.00	0.00	8.00	500	300.0	0.00	0.00
990383 Vanilla Soymilk	8 oz	0	140	0.50	110	15	*N/A*	4.50	0.00	0	17.00	2.00	8.00	500	300.0	0.00	1.08
990412 Multi-Grain Frosted Flakes Cereal	1 each	5	100	0.00	170	7	*N/A*	0.00	0.00	0	24.00	2.00	2.00	*N/A*	0.0	*N/A*	1.80

Base Menu Spreadsheet

Portion Values

Apr 1, 2024 thru May 3, 2024

	Portion Size	Reimb Qty	Cals ¹ (kcal)	S-Fat ¹ (g)	Sodm ¹ (mg)	Total Sugars (g)	Added Sugars (g)	T-Fat (g)	Tr-Fat ² (g)	Cholst (mg)	Carb (g)	Fiber (g)	Protn (g)	VIt-A (IU)	Calc ^m (mg)	Vit-C (mg)	Iron (mg)	
000233	Graham Crackers	1 each	5	90	0.00	95	5	*N/A*	2.50	0.00	0	17.00	1.00	2.00	500	100.0	0.00	0.72
Weighted Daily Average				438	1.20	391	46	0	6.96	*0.00	10	87.20	9.18	12.15	*1266	542.3	*14.05	9.00
% of Calories					2.47%		42.0%	0%	14.3%	*0.0%		79.6%		11.1%				
Weekly Nutrient Guideline				450 - 500	<10	540			<=0									

Wednesday - 05/01/2024

Reimbursable Meal Total 100

	Portion Size	Reimb Qty	Cals ¹ (kcal)	S-Fat ¹ (g)	Sodm ¹ (mg)	Total Sugars (g)	Added Sugars (g)	T-Fat (g)	Tr-Fat ² (g)	Cholst (mg)	Carb (g)	Fiber (g)	Protn (g)	VIt-A (IU)	Calc ^m (mg)	Vit-C (mg)	Iron (mg)	
000671	Pineapple Carrot Bread	4 oz	95	328	1.37	222	34	*N/A*	8.53	*0.00	27	59.13	3.38	5.24	*958	*66.5	*3.99	*1.93
000812	Orange Wedges	1 C/6 wedges	99	86	0.03	0	17	*N/A*	0.22	0.00	0	21.62	4.42	1.73	414	73.6	97.89	0.18
001064	Mandarin Oranges**	1 C	1	72	0.01	9	16	*N/A*	0.08	0.00	0	17.78	2.30	1.42	2480	23.0	64.10	0.51
000231	Skim Milk	8 oz	30	86	0.29	128	12	*N/A*	0.44	*N/A*	5	11.98	0.00	8.40	1131	503.9	2.47	0.10
000230	1% Lowfat Milk	8 oz	69	102	1.54	107	13	*N/A*	2.37	*N/A*	12	12.18	0.00	8.22	115	305.0	0.00	0.07
001160	Fat Free Lactose-Free Milk	8 oz	1	90	0.00	130	12	*N/A*	0.00	0.00	5	13.00	0.00	8.00	500	300.0	0.00	0.00
990383	Vanilla Soymilk	8 oz	0	140	0.50	110	15	*N/A*	4.50	0.00	0	17.00	2.00	8.00	500	300.0	0.00	1.08
990412	Multi-Grain Frosted Flakes Cereal	1 each	5	100	0.00	170	7	*N/A*	0.00	0.00	0	24.00	2.00	2.00	*N/A*	0.0	*N/A*	1.80

Base Menu Spreadsheet

Portion Values

Apr 1, 2024 thru May 3, 2024

	Portion Size	Reimb Qty	Cals ¹ (kcal)	S-Fat ¹ (g)	Sodm ¹ (mg)	Total Sugars (g)	Added Sugars (g)	T-Fat (g)	Tr-Fat ² (g)	Cholst (mg)	Carb (g)	Fiber (g)	Protn (g)	VIt-A (IU)	Calc ^m (mg)	Vit-C (mg)	Iron (mg)
000233 Graham Crackers	1 each	5	90	0.00	95	5	*N/A*	2.50	0.00	0	17.00	1.00	2.00	500	100.0	0.00	0.72
Weighted Daily Average			505	2.48	339	62	0	10.21	*0.00	36	91.93	7.75	15.17	*1794	*505.9	*102.08	*2.23
% of Calories				4.42%		49.1%	0%	18.2%	*0.0%		72.8%		12.0%				
Weekly Nutrient Guideline			450 - 500	<10	540			<=0									

Thursday - 05/02/2024

Reimbursable Meal Total 100

	Portion Size	Reimb Qty	Cals ¹ (kcal)	S-Fat ¹ (g)	Sodm ¹ (mg)	Total Sugars (g)	Added Sugars (g)	T-Fat (g)	Tr-Fat ² (g)	Cholst (mg)	Carb (g)	Fiber (g)	Protn (g)	VIt-A (IU)	Calc ^m (mg)	Vit-C (mg)	Iron (mg)
000455 Whole Grain Biscuit	1 each	95	170	5.00	330	2	*N/A*	8.00	0.00	0	22.00	2.00	4.00	0	140.0	0.00	1.20
001128 Turkey Sausage Patty	1 each	93	60	1.00	90	0	*N/A*	4.00	0.00	30	0.00	0.00	6.00	0	20.0	0.00	0.72
000801 Veggie Breakfast Sausage Patty	1 each	2	70	0.00	250	1	*N/A*	2.50	0.00	0	4.00	1.00	9.00	0	0.0	0.00	1.80
000927 Honey PC	1 each	95	43	0.00	1	11	*N/A*	0.00	*N/A*	0	11.54	0.03	0.04	0	0.8	0.07	0.06
000175 Fresh Banana	1 each	100	105	0.13	1	14	*N/A*	0.39	0.00	0	26.95	3.07	1.29	76	5.9	10.27	0.31
000171 100% Orange Juice	4 oz	100	60	0.00	0	*N/A*	*N/A*	0.00	0.00	0	14.00	0.00	1.00	0	10.0	42.00	0.00
000231 Skim Milk	8 oz	30	86	0.29	128	12	*N/A*	0.44	*N/A*	5	11.98	0.00	8.40	1131	503.9	2.47	0.10
000230 1% Lowfat Milk	8 oz	69	102	1.54	107	13	*N/A*	2.37	*N/A*	12	12.18	0.00	8.22	115	305.0	0.00	0.07
001160 Fat Free Lactose-Free Milk	8 oz	1	90	0.00	130	12	*N/A*	0.00	0.00	5	13.00	0.00	8.00	500	300.0	0.00	0.00
990383 Vanilla Soymilk	8 oz	0	140	0.50	110	15	*N/A*	4.50	0.00	0	17.00	2.00	8.00	500	300.0	0.00	1.08
990412 Multi-Grain Frosted Flakes Cereal	1 each	5	100	0.00	170	7	*N/A*	0.00	0.00	0	24.00	2.00	2.00	*N/A*	0.0	*N/A*	1.80

Base Menu Spreadsheet

Portion Values

Apr 1, 2024 thru May 3, 2024

	Portion Size	Reimb Qty	Cals ¹ (kcal)	S-Fat ¹ (g)	Sodm ¹ (mg)	Total Sugars (g)	Added Sugars (g)	T-Fat (g)	Tr-Fat ² (g)	Cholst (mg)	Carb (g)	Fiber (g)	Protn (g)	VIt-A (IU)	Calc ^m (mg)	Vit-C (mg)	Iron (mg)	
000233	Graham Crackers	1 each	5	90	0.00	95	5	*N/A*	2.50	0.00	0	17.00	1.00	2.00	500	100.0	0.00	0.72
Weighted Daily Average				531	6.96	531	*40	*0	13.65	*0.00	38	87.07	5.16	20.36	*524	537.9	*53.07	2.41
% of Calories					11.80 %		*30.1%	*0%	23.1%	*0.0%		65.6%		15.3%				
Weekly Nutrient Guideline				450 - 500	<10	540			<=0									

Friday - 05/03/2024

Reimbursable Meal Total 100

	Portion Size	Reimb Qty	Cals ¹ (kcal)	S-Fat ¹ (g)	Sodm ¹ (mg)	Total Sugars (g)	Added Sugars (g)	T-Fat (g)	Tr-Fat ² (g)	Cholst (mg)	Carb (g)	Fiber (g)	Protn (g)	VIt-A (IU)	Calc ^m (mg)	Vit-C (mg)	Iron (mg)	
990801	Bakecrafters Buttermilk Pancakes	1 package	95	170	0.50	210	12	*N/A*	3.50	0.00	10	32.00	2.00	4.00	0	50.0	0.00	1.30
000733	Scrambled Eggs	3 oz scoop	95	100	2.13	139	0	*N/A*	6.40	*0.00	242	0.03	0.01	8.54	*0	37.2	*0.00	1.43
000625	All Natural Syrup	1 each	95	35	0.00	5	8	*N/A*	0.00	0.00	0	8.00	0.00	0.00	0	0.0	0.00	0.00
000488	Butter PC	1 each	95	36	2.57	32	0	*N/A*	4.06	0.16	11	0.00	0.00	0.04	125	1.2	0.00	0.00
990421	Cantaloupe	1 C	100	53	0.08	25	12	*N/A*	0.30	0.00	0	12.73	1.40	1.31	5276	14.0	57.25	0.33
000231	Skim Milk	8 oz	30	86	0.29	128	12	*N/A*	0.44	*N/A*	5	11.98	0.00	8.40	1131	503.9	2.47	0.10
000230	1% Lowfat Milk	8 oz	69	102	1.54	107	13	*N/A*	2.37	*N/A*	12	12.18	0.00	8.22	115	305.0	0.00	0.07
001160	Fat Free Lactose-Free Milk	8 oz	1	90	0.00	130	12	*N/A*	0.00	0.00	5	13.00	0.00	8.00	500	300.0	0.00	0.00
990383	Vanilla Soymilk	8 oz	0	140	0.50	110	15	*N/A*	4.50	0.00	0	17.00	2.00	8.00	500	300.0	0.00	1.08
990412	Multi-Grain Frosted Flakes Cereal	1 each	5	100	0.00	170	7	*N/A*	0.00	0.00	0	24.00	2.00	2.00	*N/A*	0.0	*N/A*	1.80

Base Menu Spreadsheet

Portion Values

Apr 1, 2024 thru May 3, 2024

	Portion Size	Reimb Qty	Cals ¹ (kcal)	S-Fat ¹ (g)	Sodm ¹ (mg)	Total Sugars (g)	Added Sugars (g)	T-Fat (g)	Tr-Fat ² (g)	Cholst (mg)	Carb (g)	Fiber (g)	Protn (g)	VIt-A (IU)	Calcm (mg)	Vit-C (mg)	Iron (mg)
000233 Graham Crackers	1 each	5	90	0.00	95	5	*N/A*	2.50	0.00	0	17.00	1.00	2.00	500	100.0	0.00	0.72
Weighted Daily Average			484	6.17	519	44	0	15.45	*0.16	259	64.93	3.46	21.73	*5843	467.6	*57.99	3.12
% of Calories				11.47 %		36.4%	0%	28.7%	*0.3%		53.7%		18.0%				
Weekly Nutrient Guideline			450 - 500	<10	540			<=0									

	Cals ¹ (kcal)	S-Fat ¹ (g)	Sodm ¹ (mg)	Total Sugars (g)	Added Sugars (g)	T-Fat (g)	Tr-Fat ² (g)	Cholst (mg)	Carb (g)	Fiber (g)	Protn (g)	VIt-A (IU)	Calcm (mg)	Vit-C (mg)	Iron (mg)
Weighted Averages	472	3	403	*48	*2	9.87	*0.02	47	83.57	*6.94	16.86	*1814	*530.5	*47.83	*3.32
% of Calories		6.31%		*40.7%	*1.7%	18.8%	*0.0%		70.8%		14.3%				

- *N/A* - denotes a nutrient that is either missing or incomplete for an individual ingredient
- * - denotes combined nutrient totals with either missing or incomplete nutrient data
- ¹ - denotes required nutrient values
- ² - Trans Fat value is provided for informational purposes only, not for monitoring purposes.

NOTICE: The data contained within this report and the Mosaic® Menu Planning and Nutritional Analysis software should not be used for and does not provide menu planning for a child with a medical condition or food allergy. Ingredients and menu items are subject to change or substitution without notice. Please consult a medical professional for assistance in planning for or treating medical conditions.



In accordance with Federal civil rights law and U.S. Department of Agriculture (USDA) civil rights regulations and policies, the USDA, its Agencies, offices, and employees, and institutions participating in or administering USDA programs are prohibited from discriminating based on race, color, national origin, sex, disability, age, or reprisal or retaliation for prior civil rights activity in any program or activity conducted or funded by USDA.

Persons with disabilities who require alternative means of communication for program information (e.g. Braille, large print, audiotape, American Sign Language, etc.), should contact the Agency (State or local) where they applied for benefits. Individuals who are deaf, hard of hearing or have speech disabilities may contact USDA through the Federal Relay Service at (800) 877-8339. Additionally, program information may be made available in languages other than English.

To file a program complaint of discrimination, complete the [USDA Program Discrimination Complaint Form](#), (AD-3027) found online at: [How to File a Complaint](#), and at any USDA office, or write a letter addressed to USDA and provide in the letter all of the information requested in the form. To request a copy of the complaint form, call (866) 632-9992. Submit your completed form or letter to USDA by:

- (1) mail: U.S. Department of Agriculture
Office of the Assistant Secretary for Civil Rights
1400 Independence Avenue, SW
Washington, D.C. 20250-9410;
- (2) fax: (202) 690-7442;
- (3) email: program.intake@usda.gov.

This institution is an equal opportunity provider.