



DISTRICT OF COLUMBIA
PUBLIC SCHOOLS

November 2018

SY2017-18 Adjusted Cohort Graduation Rates (ACGR)



Our vision for high school in DCPS is one where students feel...

Loved



Personalized graduation and post-secondary planning support



Challenged



Rigorous and relevant learning experiences inside and outside the classroom



Prepared



Opportunities to cultivate independence, self-awareness, and self-sufficiency



...to positively influence society and thrive in life.

Our Commitment

- Maintain **high expectations for all students** and ensure all graduates feel confident they have earned their diploma
- **Empower our students and families** on their path to graduation with the supports they need to be successful
- Provide clear and transparent **policies with rigorous monitoring systems**



Our Commitment: Maintain high expectations for all students and ensure all graduates feel confident they have earned their diploma.

School Year 2017-2018 Actions

- ✓ Monitored the **graduation status of every student**
- ✓ Conducted **manual review of individual student transcripts** for all students in the 2018 cohort
- ✓ Enhanced **graduation verification process** to include school-level and central office transcript review and data certification

School Year 2018-2019 Actions

- **One-on-one academic planning conferences** with every high school student in the fall and spring
- Implemented **new scheduling process** to ensure students are appropriately mapped to requirements
- Enhanced central office **oversight and monitoring**



Our Commitment: Empower our students and families on their path to graduation with the supports they need to be successful.

School Year 2017-2018 Actions

- ✓ Held individual meetings with students, families, and counselors
- ✓ Hosted **resource fairs** at all nine comprehensive high schools
- ✓ Increased **communication** for students and families
- ✓ Created **new original credit courses** in second semester and summer school

School Year 2018-2019 Actions

- Launched **summer bridge engagements to foster personal connections** between rising 9th graders and their receiving high schools
- Introduced **graduation and post-secondary planning** in an online platform (Naviance) for students, families, and staff with a **new graduation profile** that provides an intuitive way to review student data and progress
- Redesigned and launched **credit recovery programming**

Our Commitment: Provide clear and transparent policies with rigorous monitoring systems.

School Year 2017-2018 Actions

- ✓ Implemented **system improvements** to support compliance with grading and attendance policies
- ✓ Provided ongoing **training, resources, and technical assistance** to key staff on graduation-related policies



Pre-K to Graduation: A Policy Guide For Families

Attendance
Discipline
Grading and Promotion
Graduation

School Year 2018-2019 Actions

- Created **Pre-K to Graduation: A Policy Guide for Families** and policy **implementation protocols** for staff
- Ensured school and central office staff completed **policy and systems training**
- Launched a **monitoring framework** to ensure adherence to requirements
- Continued **system updates** to support data quality and ensure compliance

DCPS 2018 4-Year ACGR – Key Takeaways

- DCPS remains **committed to regaining the public's trust**. We have worked diligently to build transparent and strong systems, so that students, families, and the community are confident in DCPS.
- While we expected the School Year 2017-2018 graduation rate to decrease, we are **proud of the 2,273 graduates (68.6%) who met our standards of excellence**. **We are thankful for the school leaders, staff, and students who worked hard** over last spring and summer to get us where we are today.
- There is **much more work to do and DCPS remains focused** on ensuring students and families understand the path to graduation.
- We will also continue to **focus on strategic school supports and implementing our attendance, promotion, grading, and graduation policies with fidelity**, so that our schools and students have what they need to be successful.

The 4-Year Adjusted Cohort Graduation Rate (ACGR) measures the percent of 9th graders who graduate within four years.

ACGR is calculated by following a cohort of rising 9th grade students to determine the percentage that receive a **regular diploma within 4 years** (including students who graduate early).

Adjusted Cohort Graduation Rate

Grads within 4 years

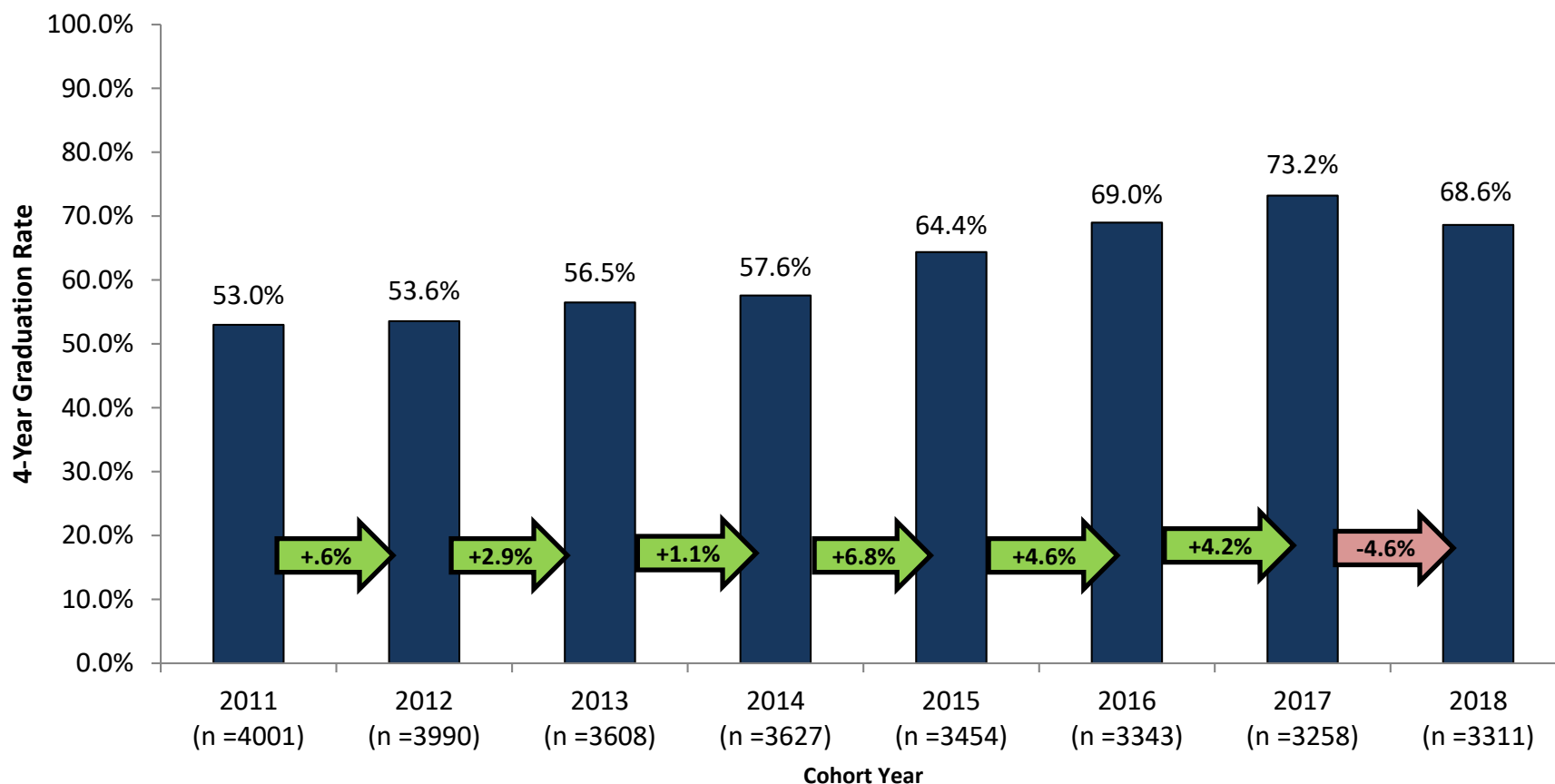
$$\frac{\text{Grads within 4 years}}{(\text{Grads within 4 years} + \text{non-grads*}) - (\text{Transfer students who produce valid documentation})}$$

***Non-grads include:**

- Students who withdraw without subsequent enrollment (Any student who transfers and produces valid documentation of enrollment in another degree-granting school will be removed from the cohort).
- Students who are still enrolled and did not graduate in 4 years.
- Students who receive all other types of diploma/certificate other than a traditional diploma (GED, SPED certificates, etc.).

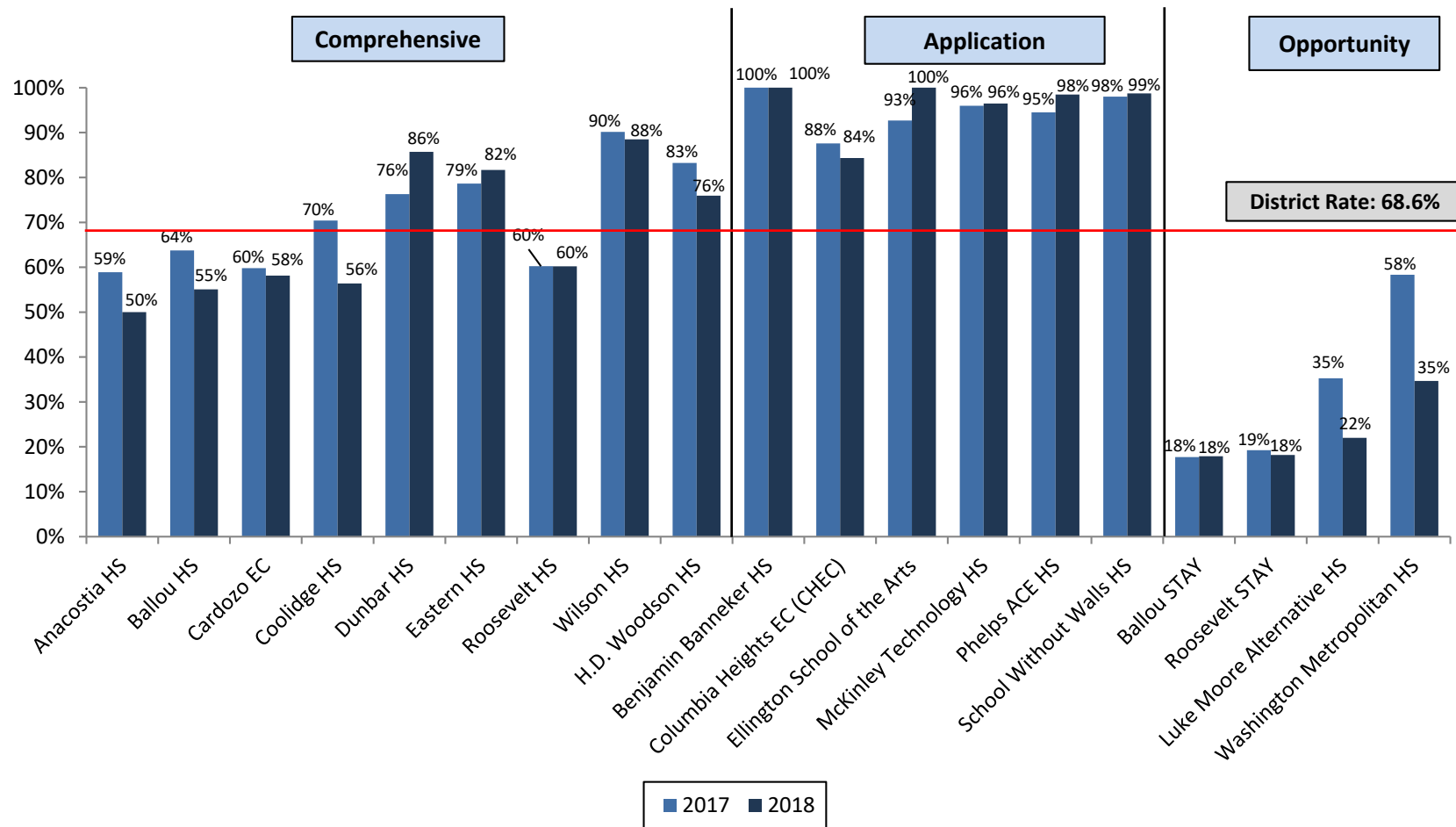
The 2018 4-Year Adjusted Cohort Graduation Rate is 68.6% compared to 73.2% in 2017.

DCPS Adjusted Cohort Graduation Rates



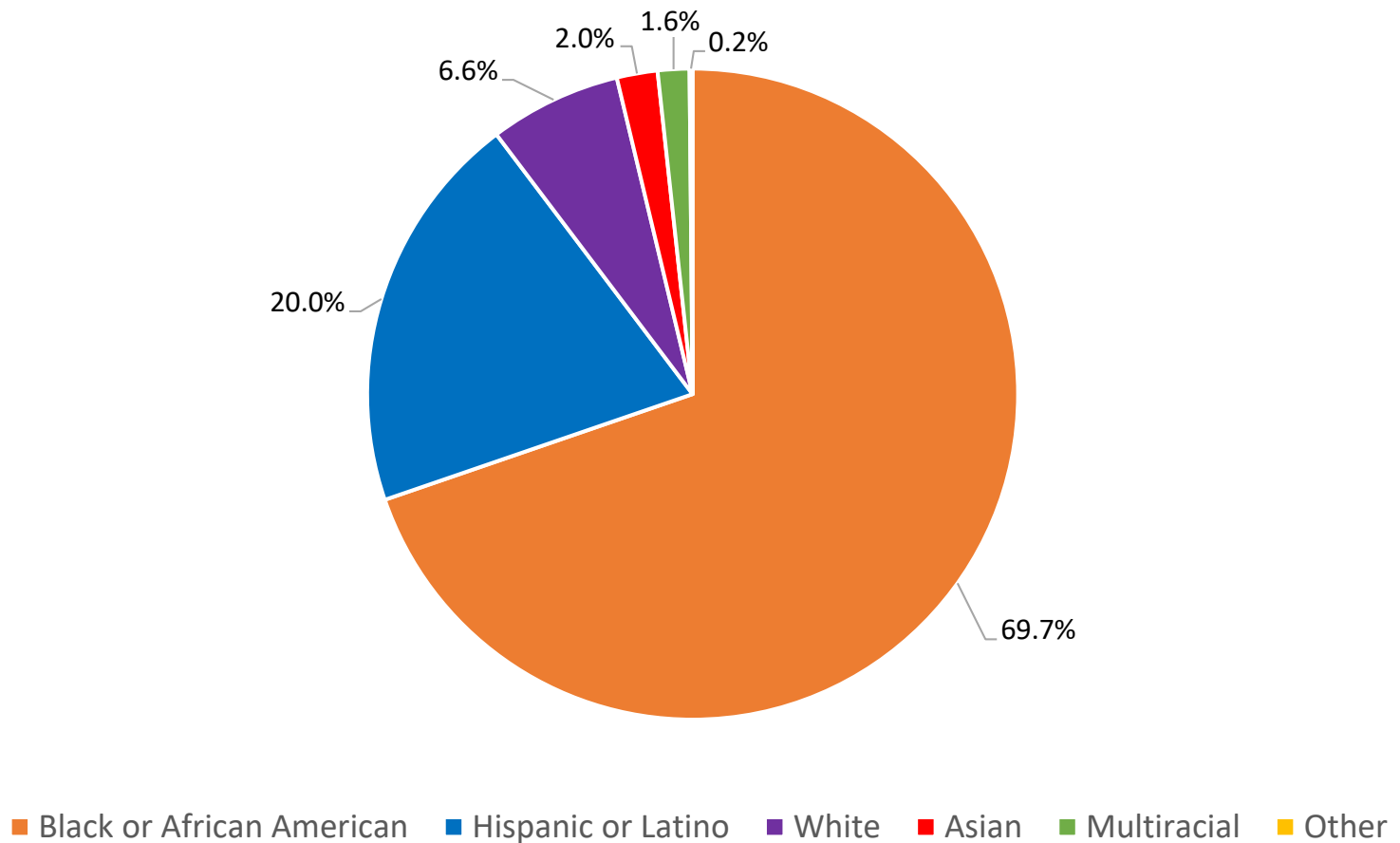
The graduation rate is lower in 2018 compared to 2017 for most high schools.

4-Year ACGR Trends 2017-2018, All High Schools



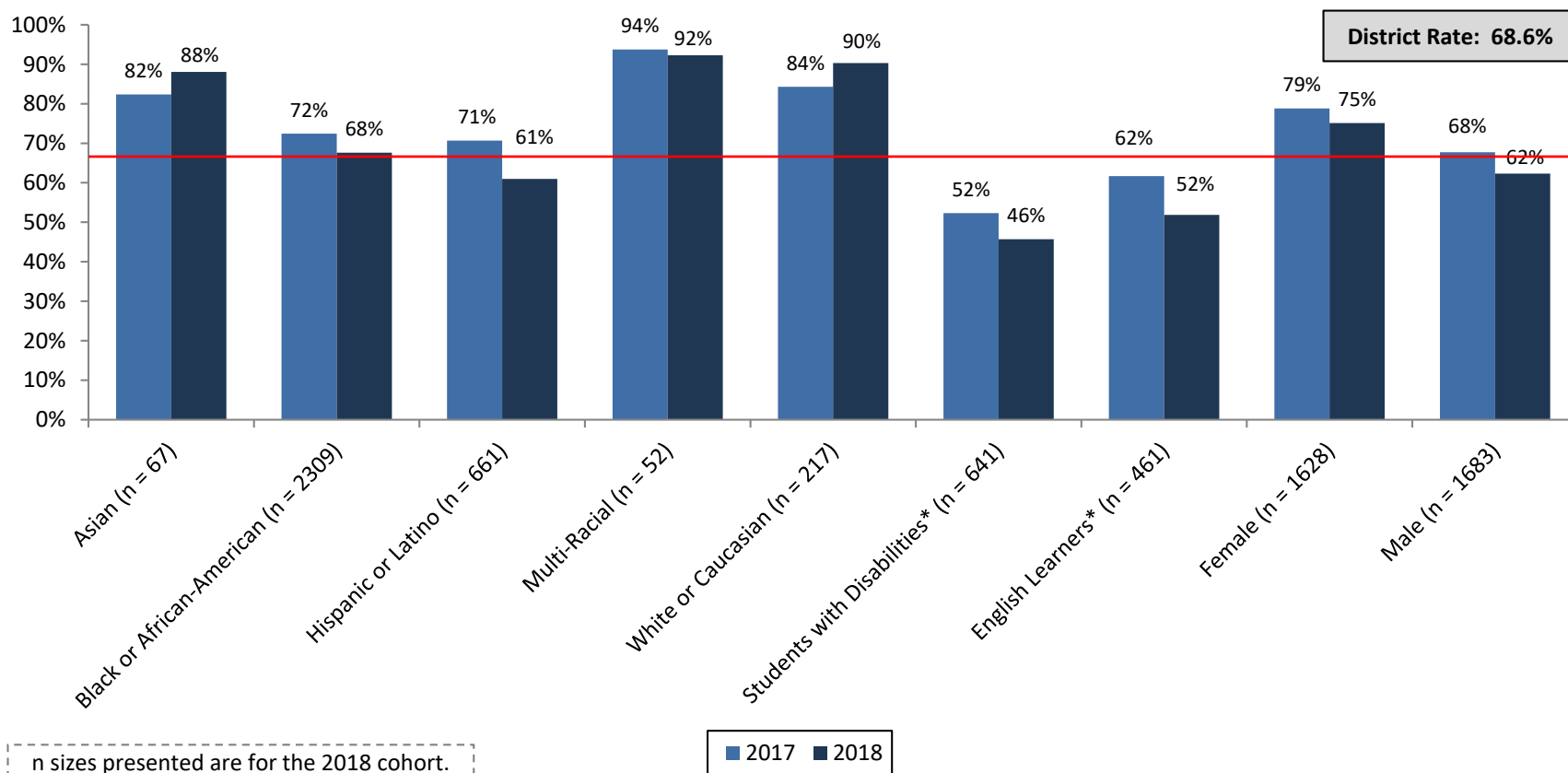
The majority of the students in the ACGR cohort are students of color.

Racial Composition of 2018 ACGR Cohort



The graduation rate for students of color was lower in 2018 compared to 2017.

4-Year ACGR Trends 2017-2018, Districtwide Subgroups



*Identifies students who were ever identified as a student with a disability or English learner while in high school.

Graduation Progress Since June 2018

DCPS improved upon its June estimated graduation rate through summer graduates and OSSE's cohort verification process.

- DCPS estimated that 59% of the class of 2018 had graduated in June prior to summer school.
- This summer:
 - 186 students in the 4-year cohort graduated in August. This increased the graduation rate by 5.2 percentage points.
 - 236 students were removed from the overall cohort due to verification that they had transferred to another degree-granting LEA, which decreased the cohort size, therefore raising the graduate rate 4.6 percentage points.
- The final DCPS graduation rate was 68.6%.

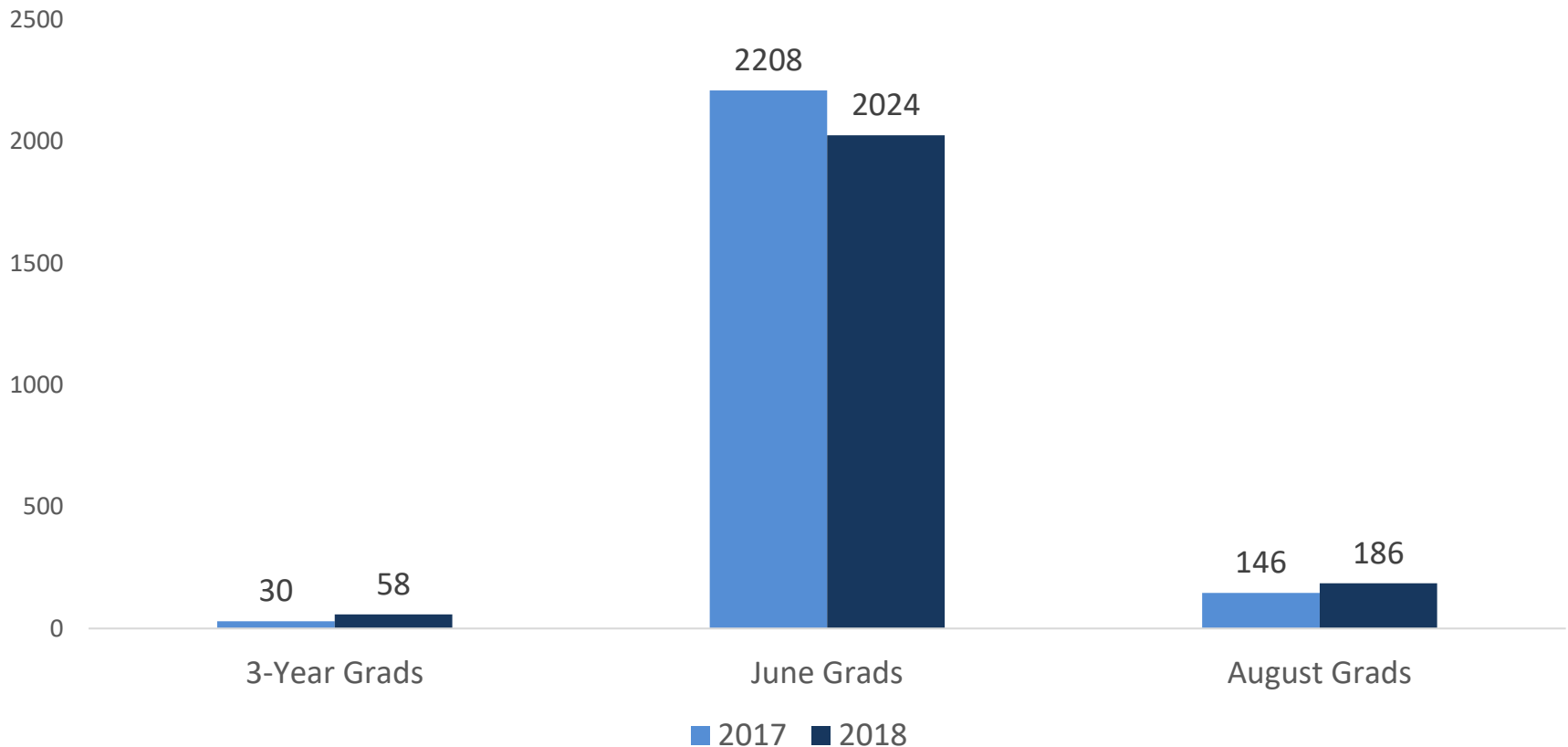
	June Graduates* (includes 2-year, 3-year and mid-year grads)	August Graduates	Removals from Cohort**	Final
Graduates	2087	186		2273
Non-Graduates	1460			1038
Total Cohort	3547		-236	3311
Graduation Rate	58.8%	+5.2%	+4.6%	68.6%

*June estimate included 2,096 graduates but OSSE determined 9 graduates were in a different cohort year based on records from other LEAs.

**As of June, DCPS estimated that 426 students from the 2018 cohort transferred to another LEA, state cohort or were in a different cohort year.

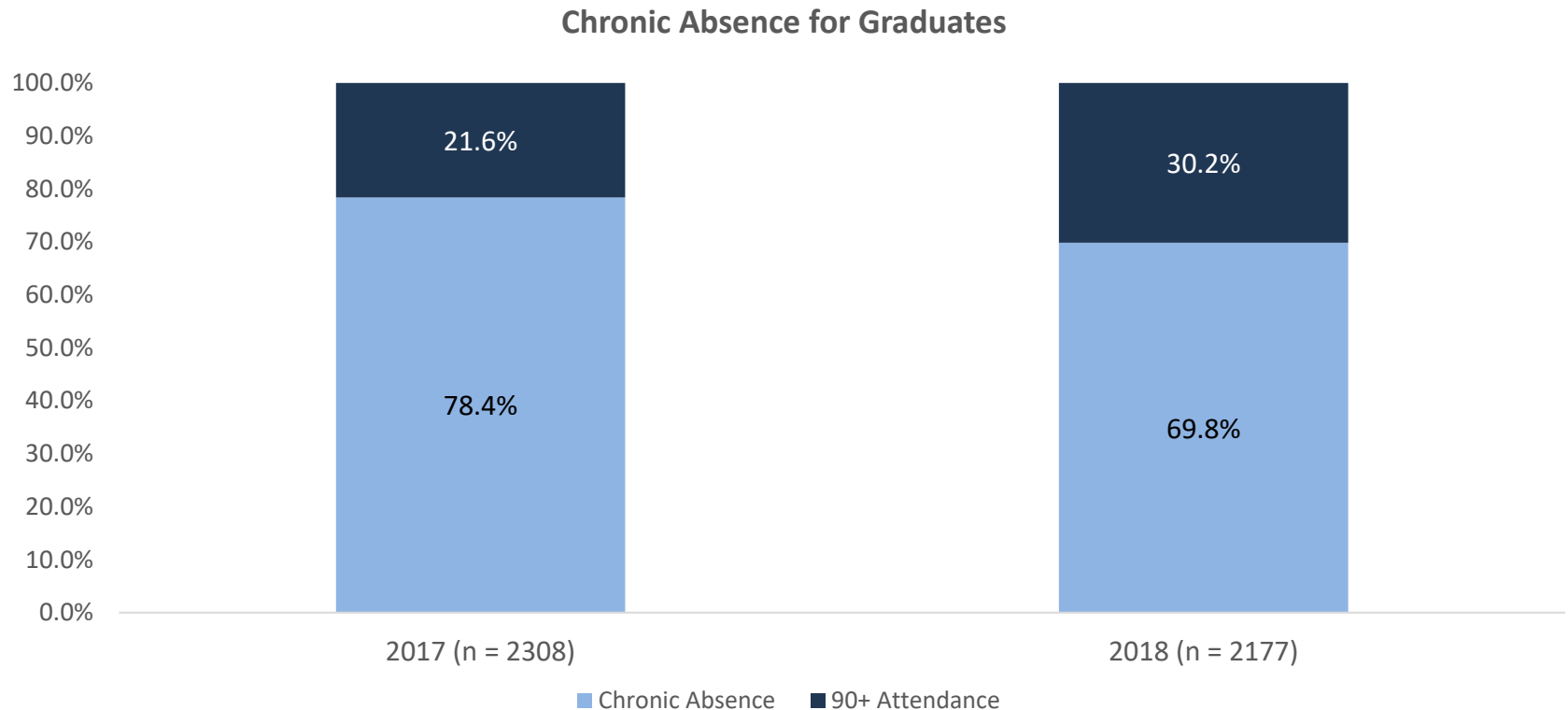
DCPS had fewer graduates in June 2018 compared to the prior year, but more graduates in August.

Overall 4-Year Cohort Graduates by Date of Graduation*



*Numbers exclude 4 mid-year graduates from 2018 and 1 2-year graduate from 2016 that belongs to the 2018 cohort.

In SY2017-18, chronic absence among graduates decreased by nearly 10 percentage points.



Note: Attendance is based on the most recent school year (SY2016-2017 for 2017 grads and SY2017-2018 for 2018 grads). Attendance is not available for all graduates in those years due to some graduates earning their diplomas early and because DCPS does not capture attendance of non-public school graduates.



DCPS is committed to promoting **equity** and **excellence** in all of our schools.
DCPS is and will always be a district for all students.



Appendix

4-Year ACGR Cohorts by Year

	2011	2012	2013	2014	2015	2016	2017	2018
Transfer/Withdrawn Students	229	319	445	592	680	679	765	725
Number of Documents Accepted	16	70	158	255	410	497	565	632
% of Eligible Students Removed	7%	22%	36%	43%	60%	73%	74%	87%
Graduation Rate if All Removed	60%	62%	65%	69%	72%	75%	78%	71%

4-Year ACGR Cohort	2011	2012	2013	2014	2015	2016	2017	2018
Cohort	4,001	3,990	3,608	3,627	3,454	3,343	3,258	3,311
Grads	2,120	2,137	2,038	2,088	2,223	2,306	2,385	2,273
Non-Grads	1,881	1,853	1,570	1,539	1,231	1,037	873	1,038
4-Year Graduation Rate	53%	54%	56%	58%	64%	69%	73%	69%

4-Year ACGR Cohorts by Year

	Cohort Size								# Grads (in cohort)
	2011	2012	2013	2014	2015	2016	2017	2018*	2018*
Comprehensive									
Anacostia HS	321	345	278	293	233	224	163	154	77
Ballou HS	397	384	293	265	239	267	251	276	152
Cardozo EC	278	216	168	180	162	201	199	203	118
Coolidge HS	209	220	180	174	123	132	98	94	53
Dunbar HS	244	239	197	249	183	171	194	175	150
Eastern HS	194			26	281	278	248	202	166
Roosevelt HS	239	272	182	208	169	173	171	196	118
Wilson HS	404	384	459	466	499	424	427	443	392
H.D. Woodson HS	224	254	233	292	217	192	185	158	120
Application									
Benjamin Banneker HS	89	87	73	102	94	72	96	103	103
Columbia Heights EC (CHEC)	215	201	234	222	230	222	282	249	210
Ellington School of the Arts	96	105	121	122	132	140	123	118	118
McKinley Technology HS	174	181	152	143	144	153	124	142	137
Phelps ACE HS		93	89	70	43	47	91	66	65
School Without Walls HS	112	120	140	124	149	134	150	156	154
Opportunity Academies									
Ballou STAY	181	153	108	104	108	87	79	95	17
Luke Moore Alternative HS	141	165	155	127	138	160	139	159	35
Roosevelt STAY	21	14	16	33	45	49	52	143	26
Washington Metropolitan HS		86	125	104	85	75	60	75	26

*There were 104 students in the cohort enrolled in non-public schools. There were 36 graduates from the 104 non-public students.