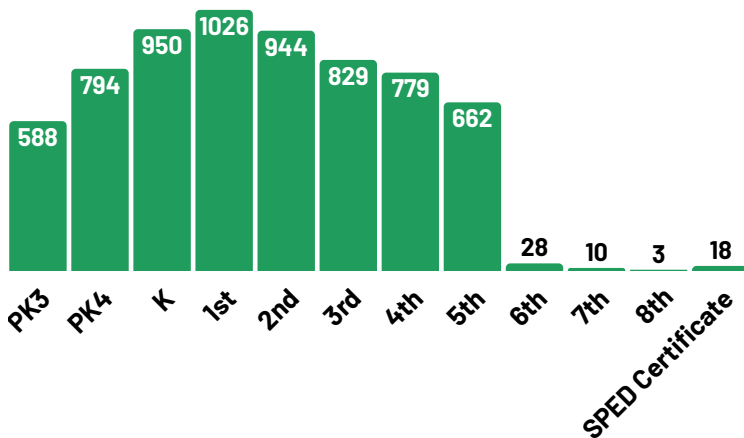




Student Participants

Served a total of 6,637 participants at 55 Title I Schools



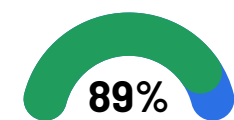
Student Outcomes

Participants who attended OSTP regularly were more likely to...

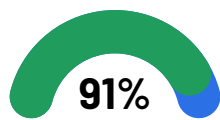
- Attend school about 9 days more often
- Improve their Math and English Language Arts course grades
- Achieve proficiency in Math and ELA on the DC CAPE exam

...than a comparison group of nonparticipating peers in the same schools.

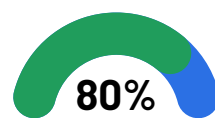
Student and Parent Feedback



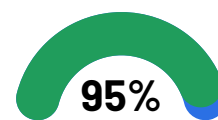
of students feel safe in the OSTP program



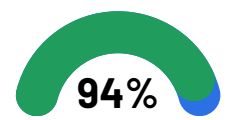
of students agree there are OSTP staff they can go to for help



of students agree that they worked hard to get better at something

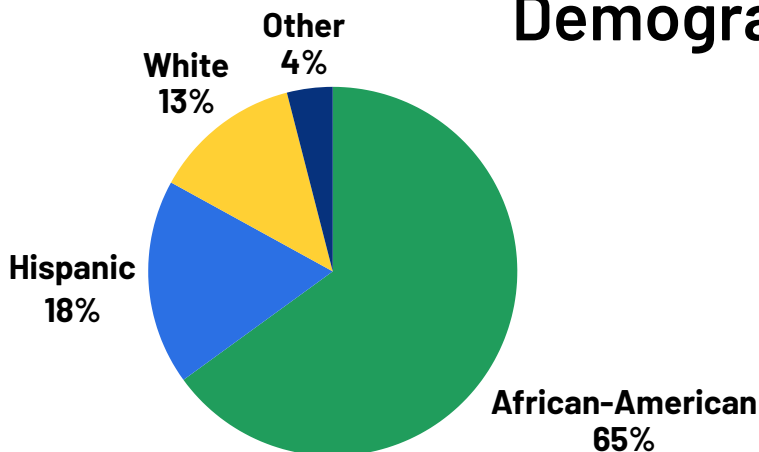


of parents are satisfied with the afterschool program overall



of parents agree that their child enjoys going to afterschool

Demographics



*qualified for TANF or SNAP, homeless, or under the care of CFSA