

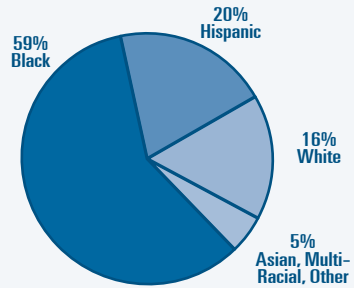
DCPS Fast Facts 2019-2020



DISTRICT OF COLUMBIA
PUBLIC SCHOOLS

WE ARE
DISTRICT OF COLUMBIA
MURIEL BOWSER, MAYOR

STUDENT DEMOGRAPHICS



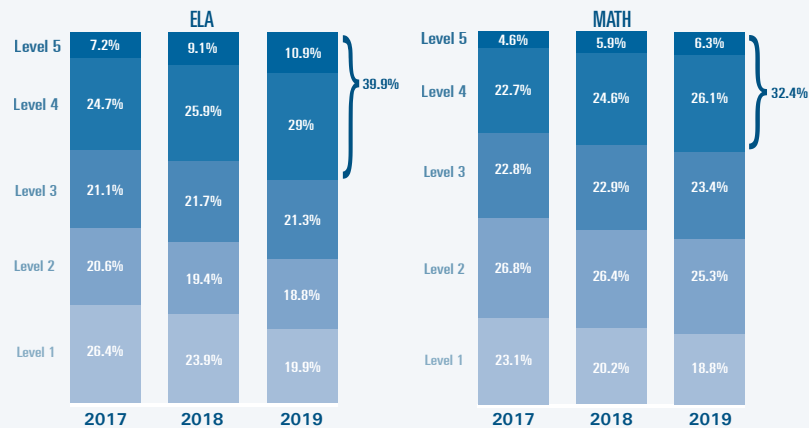
74% are economically disadvantaged.

15% are English Learners.

15% receive special education services.

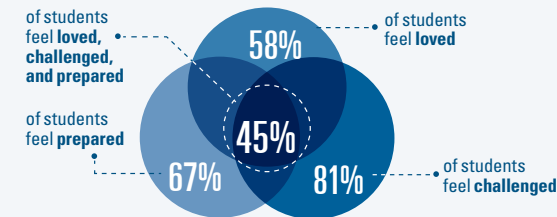
ACHIEVEMENT

The chart below shows overall Partnership for Assessment of Readiness for College and Careers (PARCC) assessment results for DCPS students from 2017 to 2019. Scores at Level 4 and Level 5 represent being on target for college and career readiness. The percentage of college and career-ready students has increased in both English Language Arts (ELA) and math each year since DCPS began taking the PARCC in 2015.



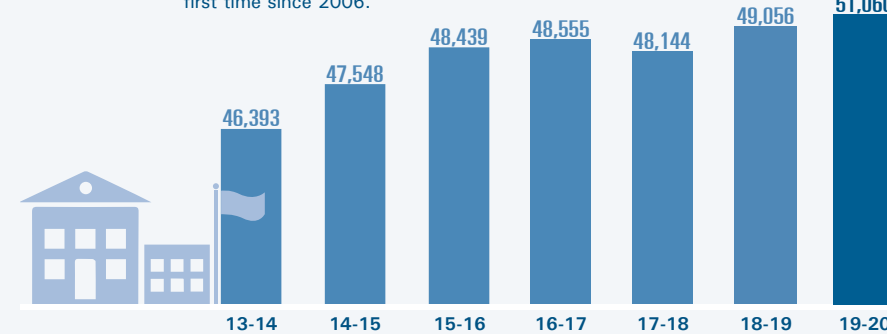
SATISFACTION

In order to measure progress toward our vision that **every student feels loved, challenged and prepared to positively influence society and thrive in life**, DCPS partnered with Panorama Education and Mathematica Policy Research to construct the Loved, Challenged, and Prepared Index (LCPI) based on data from the Panorama survey. The survey was administered to DCPS students in grades 3-12, staff, and families in spring 2019.



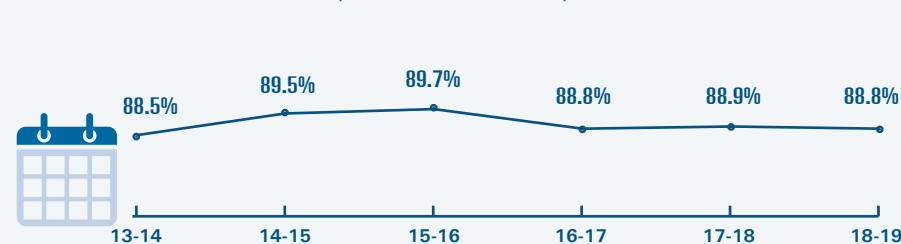
ENROLLMENT

Student enrollment at DCPS has exceeded 50,000 for the first time since 2006.



ATTENDANCE

The chart below shows in-seat attendance – the average percentage of students who are present at school each day – across DCPS since 2013.



PROGRAMS

Across DCPS, students take part in enriching and challenging experiences that enhance their learning, both inside and outside of the classroom.

11 Dual Language Programs

21 Career Academies

181 Advanced Placement (AP) Courses Offered

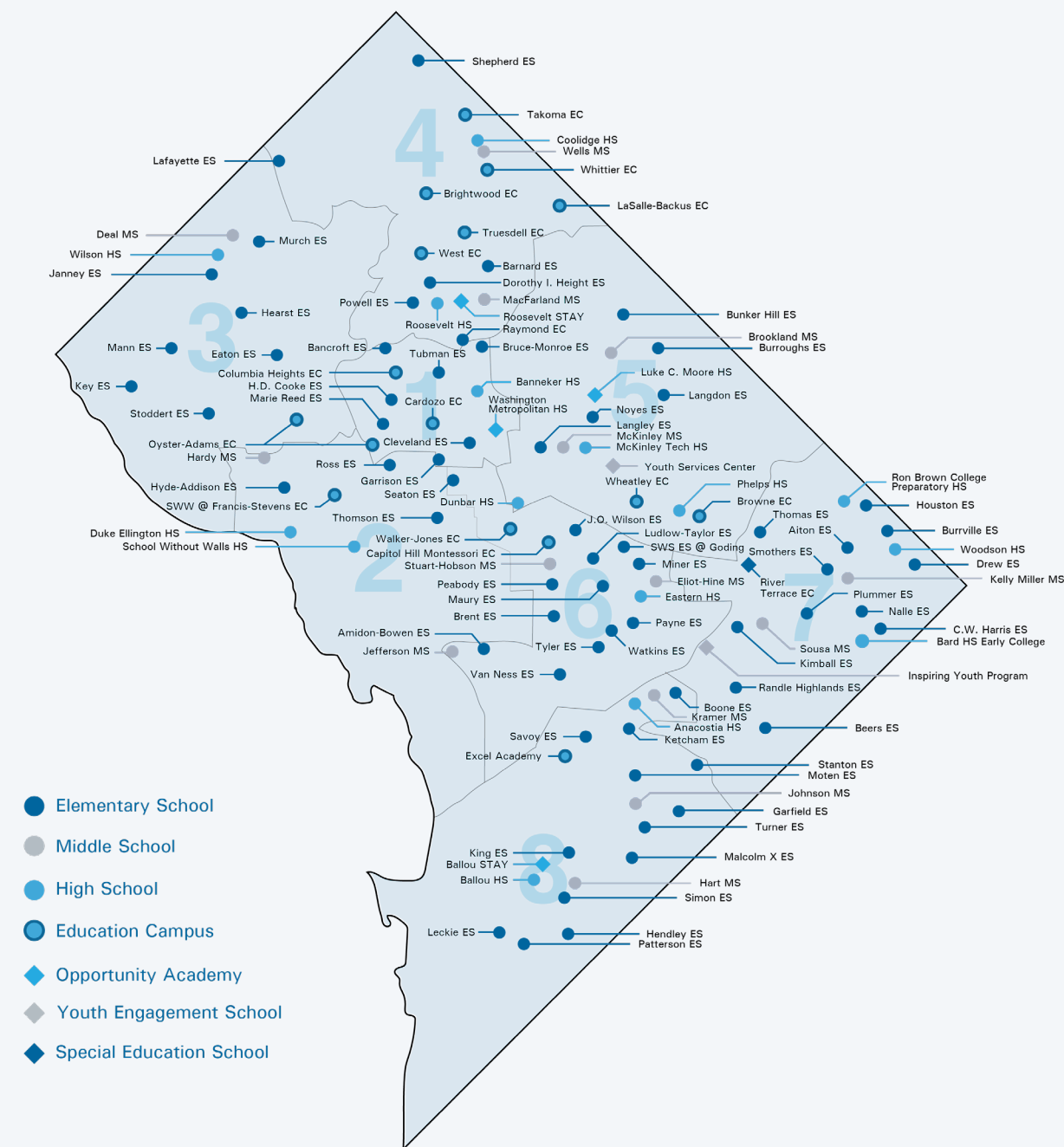
300 Free Study Abroad Trips Taken in 2019

872 Athletic Teams in SY18-19

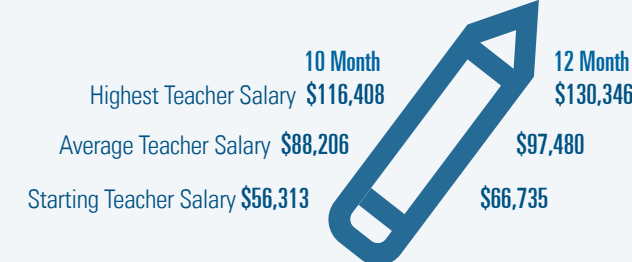
622 Paid High School Internships

11,000+ Home Visits Conducted in SY18-19

SCHOOLS DCPS serves more than 51,000 students and operates 117 schools across the District of Columbia. Learn more about our schools at dcps.dc.gov.



TEACHER SALARY In addition to their base salaries, DCPS teachers also have an opportunity to earn bonuses through IMPACT, DCPS' system for assessing and rewarding the performance of teachers and school-based staff. The below salaries do not include IMPACTplus bonuses and other opportunities for additional compensation.



Note: The salaries listed above reflect the average actual salaries paid to DCPS teachers.

RETENTION This school year, 76% of all DCPS teachers returned to the same school where they taught in School Year 2018-2019.



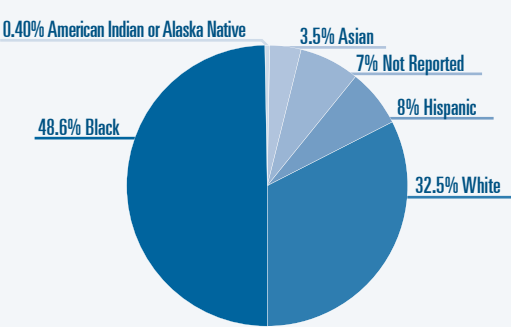
STAFFING

Principals	114
Assistant Principals	181
Teachers	4,210

TEACHER AND SCHOOL LEADER DEMOGRAPHICS

At DCPS, 75.3% of teachers are female and 24.7% are male. Of DCPS principals, 64% are female and 36% are male. Additionally, in School Year 2018-19, 14.1% of DCPS teachers self-identified as Black or Latino/Hispanic males, surpassing the national average of 4%.

Ethnicity of DCPS Teachers



Ethnicity of DCPS Principals

