


FY 2018 ET 15 Salary Schedule


District of Columbia Public Schools
 Fiscal Year: 2018
 Effective Date: 10/01/2017
 Union/Non-Union: WTU
 Increase: 3%
 Service Code Definition: Educational Service - WTU - ET 15
 Affected CBU: MAA and Service Codes: Q,R,S


FY 2018 ET 15 Salary Schedule - 10 Month																Longevity Placements		
Adjustment: 3.00%																1	2	2
Education Level	Step 1	Step 2	Step 3	Step 4	Step 5	Step 6	Step 7	Step 8	Step 9	Step 10	Step 11	Step 12-15	Step 16	17-18 Yrs Service	19-20 Yrs Service	21+ Yrs Service		
Bachelors	\$ 55,209	\$ 55,398	\$ 56,535	\$ 58,621	\$ 60,689	\$ 62,771	\$ 65,416	\$ 68,039	\$ 70,683	\$ 73,303	\$ 75,938	\$ 81,214	\$ 87,543	N/A	N/A	N/A		
Bachelors + 15	\$ 57,048	\$ 57,951	\$ 59,141	\$ 61,216	\$ 63,294	\$ 65,377	\$ 68,017	\$ 70,653	\$ 73,285	\$ 75,926	\$ 78,546	\$ 83,833	\$ 92,780	N/A	N/A	N/A		
Bachelors + 30/Masters	\$ 58,889	\$ 60,246	\$ 62,878	\$ 65,512	\$ 68,140	\$ 70,783	\$ 74,054	\$ 77,310	\$ 80,589	\$ 83,846	\$ 87,126	\$ 93,656	\$ 102,156	\$ 103,328	\$ 105,283	\$ 108,019		
Masters + 30	\$ 60,730	\$ 62,878	\$ 65,512	\$ 68,140	\$ 70,783	\$ 73,417	\$ 76,678	\$ 79,954	\$ 83,218	\$ 86,477	\$ 89,739	\$ 96,287	\$ 104,842	\$ 106,013	\$ 107,968	\$ 110,705		
Masters + 60/PHD	\$ 64,409	\$ 65,512	\$ 68,140	\$ 70,783	\$ 73,417	\$ 76,052	\$ 79,317	\$ 82,591	\$ 85,853	\$ 89,123	\$ 92,376	\$ 99,207	\$ 108,262	\$ 109,434	\$ 111,389	\$ 114,126		

FY 2018 ET 15 Salary Schedule - 11 Month																Longevity Placements		
Adjustment: 3.00%																1	2	2
Education Level	Step 1	Step 2	Step 3	Step 4	Step 5	Step 6	Step 7	Step 8	Step 9	Step 10	Step 11	Step 12-15	Step 16	17-18 Yrs Service	19-20 Yrs Service	21+ Yrs Service		
Bachelors	\$ 60,730	\$ 60,938	\$ 62,189	\$ 64,483	\$ 66,758	\$ 69,048	\$ 71,958	\$ 74,844	\$ 77,752	\$ 80,635	\$ 83,532	\$ 89,336	\$ 96,298	N/A	N/A	N/A		
Bachelors + 15	\$ 62,753	\$ 63,746	\$ 65,055	\$ 67,337	\$ 69,623	\$ 71,915	\$ 74,819	\$ 77,719	\$ 80,614	\$ 83,518	\$ 86,401	\$ 92,216	\$ 102,059	N/A	N/A	N/A		
Bachelors + 30/Masters	\$ 64,779	\$ 66,271	\$ 69,166	\$ 72,064	\$ 74,954	\$ 77,860	\$ 81,459	\$ 85,040	\$ 88,648	\$ 92,231	\$ 95,839	\$ 103,022	\$ 112,371	\$ 113,661	\$ 115,811	\$ 118,821		
Masters + 30	\$ 66,802	\$ 69,166	\$ 72,064	\$ 74,954	\$ 77,860	\$ 80,759	\$ 84,345	\$ 87,950	\$ 91,540	\$ 95,125	\$ 98,713	\$ 105,915	\$ 115,325	\$ 116,615	\$ 118,765	\$ 121,775		
Masters + 60/PHD	\$ 70,850	\$ 72,064	\$ 74,954	\$ 77,860	\$ 80,759	\$ 83,656	\$ 87,249	\$ 90,850	\$ 94,438	\$ 98,035	\$ 101,614	\$ 109,177	\$ 119,087	\$ 120,378	\$ 122,528	\$ 125,538		

FY 2018 ET 15 Salary Schedule - 12 Month																Longevity Placements		
Adjustment: 3.00%																1	2	2
Education Level	Step 1	Step 2	Step 3	Step 4	Step 5	Step 6	Step 7	Step 8	Step 9	Step 10	Step 11	Step 12-15	Step 16	17-18 Yrs Service	19-20 Yrs Service	21+ Yrs Service		
Bachelors	\$ 65,427	\$ 65,627	\$ 66,840	\$ 69,059	\$ 71,263	\$ 73,481	\$ 76,297	\$ 79,091	\$ 81,905	\$ 84,697	\$ 87,503	\$ 93,122	\$ 99,863	N/A	N/A	N/A		
Bachelors + 15	\$ 67,387	\$ 68,347	\$ 69,615	\$ 71,824	\$ 74,037	\$ 76,257	\$ 79,067	\$ 81,874	\$ 84,678	\$ 87,490	\$ 90,281	\$ 95,911	\$ 105,440	N/A	N/A	N/A		
Bachelors + 30/Masters	\$ 69,344	\$ 70,781	\$ 73,595	\$ 76,400	\$ 79,198	\$ 82,012	\$ 85,477	\$ 88,963	\$ 92,457	\$ 95,926	\$ 98,504	\$ 106,372	\$ 115,424	\$ 116,597	\$ 118,552	\$ 121,288		
Masters + 30	\$ 71,307	\$ 73,595	\$ 76,400	\$ 79,198	\$ 82,012	\$ 84,818	\$ 88,290	\$ 91,780	\$ 95,259	\$ 98,727	\$ 102,200	\$ 109,175	\$ 118,286	\$ 119,458	\$ 121,413	\$ 124,150		
Masters + 60/PHD	\$ 75,224	\$ 76,400	\$ 79,198	\$ 82,012	\$ 84,818	\$ 87,628	\$ 91,102	\$ 94,588	\$ 98,062	\$ 101,544	\$ 105,009	\$ 112,284	\$ 121,926	\$ 123,099	\$ 125,054	\$ 127,790		


 Crystal Jefferson
 Chief
 Office of Talent and Culture
 Date: 10/18/2017


 Scott Barash, Esq.
 General Counsel
 Office of General Counsel
 Date: 10/19/17


 James Dougherty
 Agency Fiscal Officer
 Primary and Secondary Education Cluster
 Office of the Chief Financial Officer
 Date: 10/18/17