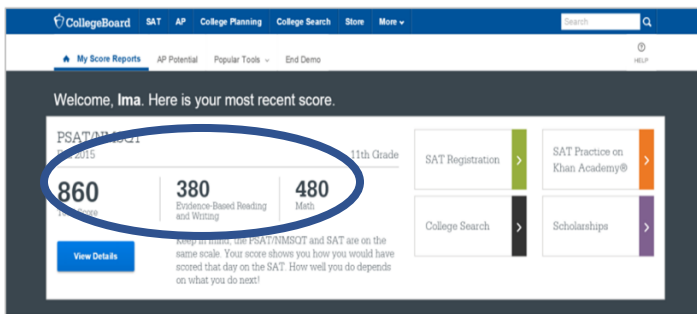


## PSAT/NMSQT Score Interpretation for Online Portal—Brief Overview

**What Does the PSAT/NMSQT Measure?** The knowledge and skills that research shows are the most essential for college and career readiness and success. The assessment includes the Reading Test, the Writing and Language Test, and the Math Test. A student's total score on the PSAT predicts what their score would be on the SAT.

Access scores at: <https://studentscores.collegeboard.org/home>



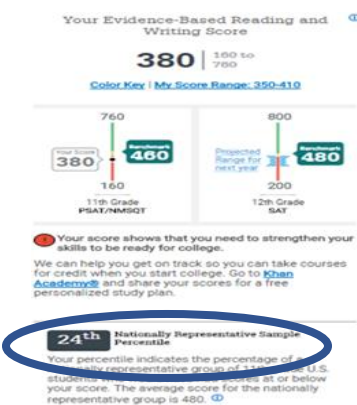
**Total Score:** Range is 320–1520. It is composed of two sections:

**Evidence-Based Reading and Writing Score (160–760)**

Combines Reading Score and the Writing and Language Test score

**Math section score (160–760)**

Includes the Math Test— Calculator and no calculator



**Percentile Ranks:** Your total score and section score also includes percentile ranks, which help to place your score in a larger context.

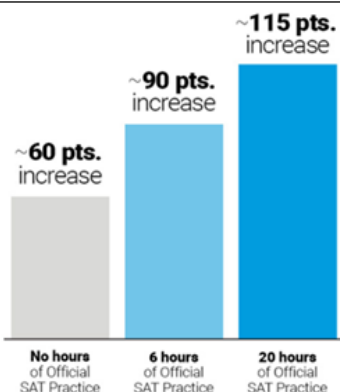
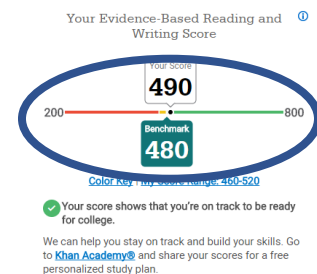
- Percentile rank is a number between 1 and 99 that shows you how your score compared to other students
- For example, a test-taker in the 69th percentile scored higher than or equal to 69 percent of all test-takers
- **Nationally Representative Sample Percentile:** Compares an individual student's score to the scores of typical U.S. students in a particular grade
- **User Percentile—National:** Compares an individual student's score to the scores of typical U.S. College Board test takers in a particular grade.

**College and Career Readiness Benchmarks:** Students with scores at or above the benchmark level (GREEN) have a 75 percent likelihood of passing key first-semester, credit-bearing college courses. Students are considered college- and career-ready when their SAT section scores meet both the Math and the Evidence-Based Reading and Writing benchmarks.

**Green** Met or exceeded the benchmark---College Ready  
11<sup>th</sup> Grade (510 Math and 460 R/W); 10<sup>th</sup> Grade (480 Math and 430 R/W)

**Yellow** Approaching benchmark and within one year of study and growth to meet benchmark

**Red** Need to strengthen; More than a year's growth below the grade-level benchmark



### What To Do After Reading Score Report?

- Step 1:** Review the questions and answers from your SAT exam
- Step 2:** Follow Guidance in the “Your Scores: Next Steps Section”
- Step 3:** Compare your scores to admission statistics at institutions you're interested in Via College Big Board (through College Board Account) or Naviance

**Step 4:** Link Scores to Khan Academy and Practice!

<https://www.khanacademy.org/sat>

- **Only 6 hours of official SAT practice can lead to a 90-point increase**
- Link scores via your online College Board Account for personalized practice based on your score results!