



DCPS STAKEHOLDER SURVEYS 2011

PATTERSON ELEMENTARY SCHOOL

Address: 4399 South Capitol Terr. SW Washington, DC 20032
Grade Levels: PS-6 Cluster: 1 Ward: 8

Letter from your Chancellor...

Dear Parents, Educators, Students, and
Community Members,

Thank you for your participation and
interest in the 2011 Stakeholder
Surveys. In May and June 2011, we
surveyed students in grades 5-12,
parents, and school staff about their
satisfaction with our schools and the
district. I am pleased to share with you
this summary of the feedback we
received.

We hope this report will serve as a tool
for principals and staff to engage their
school community, and better
understand what is working well and
what needs improvement. It is only
with honest feedback from those of
you who know our schools best that
we can work effectively to make all of
our schools excellent places to learn
and work.

Sincerely,

Kaya Henderson,
Chancellor

About this report...

This report begins with an overview of
your school's survey results, focusing
on important satisfaction questions
that were asked of more than one
respondent group.

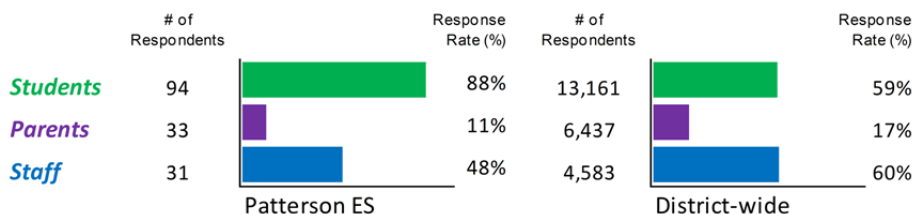
Next, there is a summary page for each
respondent group. The summary of
student responses is shown first,
followed by the parent responses, and
then the staff responses. Staff refers
to teachers, administrators, and other
school-based staff.

The three summary pages highlight key
questions and are arranged under four
categories from the DCPS Effective
Schools Framework:

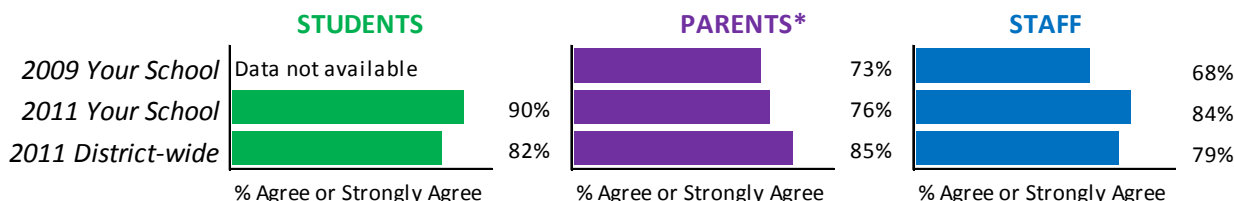
- ➔ **Teaching and Learning:** Does the school
emphasize instruction and hold students to
high expectations for achievement?
- ➔ **Resources:** Does the school have adequate
resources for learning, and is it kept in good
condition?
- ➔ **Family and Community Engagement:**
Does the school invest in families and
community members to support students?
- ➔ **Safe and Effective Learning
Environment:** Do the school's policies,
procedures, and practices support a safe
environment that fosters mutual respect,
high expectations, and a focus on teaching
and learning?

For more information on the DCPS Stakeholder Surveys and to access the responses to all
questions for this school, please visit www.dcps.dc.gov/survey.

Who took the survey?



My/this school is on the right track for student achievement.

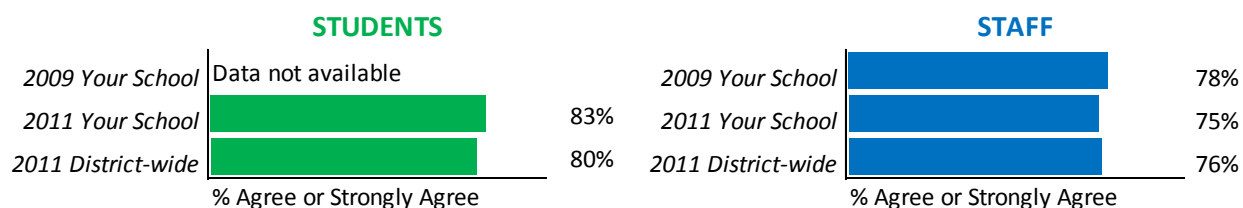


* 2011 district-wide parent data on pages 1 and 2 of this report are based on the responses of a representative sample of DCPS parents who were selected to complete the survey over the phone (n=687). For more information and to access the district-wide report, please visit www.dcps.dc.gov/survey.

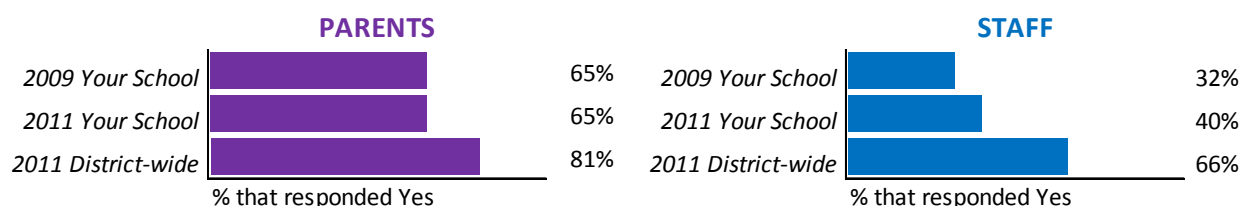


OVERVIEW OF PATTERSON'S SURVEY RESULTS

I am strongly supported within my school.




Would you recommend that a friend send his or her child to this school?



Survey Scales for Patterson's Scorecard

Four scores on each school's DCPS Scorecard will be derived from responses to the Stakeholder Surveys. These four scores range from 0 to 100 and are presented here. **Community Satisfaction** shows how satisfied students, parents, and staff were with the school; **Student Engagement** shows how interested students were in their courses and how connected they felt to their school; **School Safety** shows how safe students, parents, and staff felt in and around the school; **Parent Engagement** shows how well parents felt that this school engaged them. For more information visit: dcps.dc.gov.





STUDENT SUMMARY

What did **Students** say about Patterson Elementary School



Teaching and Learning

| | | |
|--|--|-----|
| % of students that agree or strongly agree that my classes really make me think | | 82% |
| % of students that agree or strongly agree that I try hard to do well in school | | 99% |
| % of students that agree or strongly agree that the adults working at my school set high standards for students | | 89% |

Resources

| | | |
|---|--|-----|
| % of students that agree or strongly agree that my school is clean and well maintained | | 41% |
| % of students that agree or strongly agree that we have enough teaching materials (like books, photocopies and calculators) for all students | | 76% |
| % of students that agree or strongly agree that the adults working at my school work hard and try to make the school work well | | 92% |

Family and Community Engagement

| | | |
|---|--|-----|
| % of students that agree or strongly agree that this school is a welcoming place for my family | | 69% |
|---|--|-----|

Safe and Effective Learning Environment




| | | |
|--|--|-----|
| % of students that agree or strongly agree that I feel safe at my school | | 78% |
| % of students that agree or strongly agree that my school is orderly and in control | | 46% |
| % of students that feel safe or very safe outside around the school | | 59% |





PARENT SUMMARY

What did **Parents** say about Patterson Elementary School?





Teaching and Learning

| | | |
|---|---|-----|
| % of parents satisfied or very satisfied with the quality of instruction |  | 81% |
| % of parents satisfied or very satisfied with the academic progress of my child(ren) |  | 81% |
| % of parents satisfied or very satisfied with the teachers |  | 88% |




Resources

| | | |
|--|--|-----|
| % of parents satisfied or very satisfied with the physical condition of the classrooms |  | 86% |
| % of parents that agree or strongly agree that school staff members are helpful in answering my questions |  | 88% |

Family and Community Engagement

| | | |
|---|---|-----|
| % of parents satisfied or very satisfied with how the school communicates with parents |  | 76% |
| % of parents satisfied or very satisfied with the level of parental engagement |  | 61% |
| % of parents that agree or strongly agree that this school keeps me regularly informed of my child(ren)'s progress |  | 91% |
| % of parents that agree or strongly agree that I feel welcome at this school |  | 85% |

Safe and Effective Learning Environment

| | | |
|--|---|-----|
| % of parents satisfied or very satisfied with the safety inside the school |  | 66% |
| % of parents that agree or strongly agree that this school applies discipline procedures fairly to all students |  | 64% |
| % of parents that agree or strongly agree that this school has high expectations for my child |  | 89% |







STAFF SUMMARY

What did **Staff** say about Patterson Elementary School





Teaching and Learning *


| | | |
|--|---|-----|
| % of staff that agree or strongly agree that the principal at your school actively monitors the quality of teaching |  | 75% |
| % of staff that agree or strongly agree that I have clear measurable goals related to supporting student success |  | 94% |
| % of staff agree or strongly agree that my school effectively identifies the individual learning needs of all students including special education students and English language learners |  | 63% |
| % of staff that agree or strongly agree that the principal at your school supports teachers' instructional needs |  | 69% |

* The survey questions presented under Teaching and Learning were asked only of teachers, not administrators or other school staff.

Resources

| | | |
|--|---|-----|
| % of staff that agree or strongly agree that I have adequate materials/equipment to do my work |  | 68% |
| % of staff that agree or strongly agree that classrooms in my school are in good physical condition |  | 87% |

Family and Community Engagement

| | | |
|--|---|-----|
| % of staff that agree or strongly agree that the adults working at your school work hard to build trusting relationships with parents |  | 87% |
|--|---|-----|

Safe and Effective Learning Environment

| | | |
|---|---|-----|
| % of staff that agree or strongly agree that I feel safe at my school |  | 93% |
| % of staff that agree or strongly agree that my school is orderly and in control |  | 58% |